



THE FIN

5960 Cadillac Chapter

June 2018 Newsletter
Volume 3 Issue 2



2018 5960 Cadillac Chapter Membership Meeting in San Marcos, Texas

Cadillac & LaSalle Club
5960 Cadillac Chapter
2018 Grand National Issue

DIRECTOR'S MESSAGE *by Chuck Patton*

As we begin the 2018 Driving Season, please ensure that the following prerequisites are covered before you take your vehicle out on the road:

1. The condition of your health has been cleared by your physician
2. Your spouse or descendant is aware of the location of your vehicle documents
3. Your emergency contact information is in your pocket
4. Fire extinguisher
5. Insurance coverage
6. Vehicle registration
7. Good fluid levels
8. Strong belts, clamps and hoses
9. Tires in good condition and not outdated
10. Horn, headlights, hi beam, rear, reverse, signal lights and brakes are all functioning properly

All of these should be addressed before you take a trip.



Please submit any comments and/or articles about your 5960 Cadillacs to fifty9sixtycadillacs@gmail.com - Chuck

MISSION STATEMENT

The Mission of the 5960 Cadillac Chapter is to impel admirers and dispense knowledge globally to owners and enthusiasts for any model vehicle. This includes the areas of authenticity, history, maintenance, modification, parts, preservation, provenance, purchase, restoration and sales. Also, we will stimulate camaraderie among Cadillac & LaSalle Club membership. Our continual objective is to perpetuate an avenue of interest and enthusiasm for tomorrow's Cadillac aficionado.

UPDATES

CHAPTER STATUS

5960 Cadillac Chapter became an official CLC chapter on March 4, 2017.

CHAPTER MEMBERSHIP

Membership: 125 Members

CLC Membership is mandatory for chapter members

CHAPTER WEBSITE

<http://59-60cadillacs.com/>

CHAPTER MESSAGE BOARD

<http://1959and1960cadillacs.prophpbb.com/index.php?sid=b6090bcOff3980261e6698eac82dfb01>

To obtain a build sheet for your vehicle, contact:

Allied Vaughn

vehicleinvoice@gmmediaarchive.com

Featured in this issue:

- | | |
|----------------------------------|-------------------------------|
| ♦Director's Message | ♦Self-Starter Back Issues |
| ♦Updates/Mission Statement | ♦Vender Information |
| ♦CLC Membership Application Form | ♦5960 Life Cycle |
| ♦Grand National Award Winners | ♦Custom or Modified |
| ♦Kimberly's Big Finned Caddy | ♦ Swap – Sell /Classified Ads |
| ♦Technical Tap | ♦5960 Trivia |



CADILLAC & LASALLE CLUB, INC.

P.O. Box 360835 • COLUMBUS, OH
43236-0835 USA
CADILLACLASALLECLUB.ORG

MEMBERSHIP APPLICATION/RENEWAL

The **BENEFITS** of **MEMBERSHIP**

- Award-winning magazine
- Access to Local Regions
- International Class Judging
- Local/National Driving Tours
- Social Fellowship
- Technical Support

Name _____ CLC Member No. (if renewing) _____

Address _____ Apt./Suite No. _____

City _____ State _____ Zip/Postal Code _____ Country _____

Home Phone _____ Mobile Phone _____ Work Phone _____

E-mail address _____

If renewing, what year did you join the CLC? _____ Has your membership been continuous since that time? Yes No

How did you hear about the CLC? _____

Spouse/significant other and children under 18 _____

NOTE:
PRINTED DIRECTORY ☐
Please check box only if you wish
to have a printed Membership
Directory mailed to you each year.

Cadillacs (C) and/or LaSalle (L) I own: (Cadillac or LaSalle ownership not a requirement for membership)

C or L Model Year Body Style No. Body Style

Model and body style as noted on the ID plate on the firewall, [Example: 38-6019, 41-7533F]. It is important to have as complete information as possible for our Directory. Any additional cars may be listed on a separate sheet of paper.

DUES, RATES AND CLASSIFICATIONS REVISED AS OF JULY 1, 2016*

All rates listed in U.S. dollars. Please circle or indicate which membership you are paying for and for how many years. *Special rates available for ages 18-25. You may qualify for our free Legacy Program—contact the CLC Office before completing this form. Proof of age may be requested. All membership levels will receive access to the online *International Membership Directory*; the print edition will be mailed only if the member opts in by checking the gray box above on this form. THE SELF-STARTER is published 11 times per year. For a free look at our club magazine, go to cadillacclasalleclub.org/sample.

Annual Membership Dues	THE SELF-STARTER/Directory Delivery Options	1 yr.	2 yrs.	3 yrs.
UNITED STATES	First-Class Mail/Printed Directory optional plus THE SELF-STARTER Online	\$55	\$109	\$163
	Periodical Mail/Printed Directory optional	40	79	118
USA AND WORLDWIDE	THE SELF-STARTER and Directory Online Only, no printed magazine & Directory	35	65	90
CANADA & MEXICO	International Mail/Printed Directory optional plus THE SELF-STARTER Online	75	149	223
	International Mail/Printed Directory optional	60	119	178
ALL OTHER COUNTRIES	Air Mail/Printed Directory optional plus THE SELF-STARTER Online	85	169	253
	Air Mail/Printed Directory optional	70	139	208
LIFETIME MEMBERSHIP	\$750 U.S., \$1,000 all other countries, Online included. Life memberships are available to anyone after 10 consecutive years as a dues-paying National CLC member. Call the CLC Office for more details.			

For more information, contact
Mike and Nancy Book
CLC Office Managers
(614) 478-4622 (phone)
cadLasalleclub@aol.com (e-mail)
Referring member (if applicable)

Not required for membership
Save a stamp! Join online at
cadillacclasalleclub.org

Revised July 5, 2017

Enclosed is payment for: _____ Dues \$ _____

Tax-deductible donation to the CLC Museum & Research Center

☐ \$1,000 Museum Benefactor (Includes free lifetime admission for member & immediate family to the CLC Museum & Gilmore Car Museum)

☐ \$500 ☐ \$250 ☐ \$100 ☐ \$50 ☐ Other _____

Total \$ _____

_____ Payment by check or money order (must be in U.S. funds)

_____ Please charge my Visa or MasterCard

Account No. _____

Expiration Date _____ 3-digit security code on back of card _____

Signature _____

5960 Cadillac Chapter Grand National Award Winners



These are the exemplary vehicles chosen by 5960 Cadillac Chapter members at the 2018 Cadillac & LaSalle Club Grand National in San Marcos, Texas

Restored 1959 Cadillac 6337J

owned by **Corinne and Bill Hochgraef of Mesa, AZ**



Original 1960 Eldorado 6467H

owned by **Russ Stripay of Magnolia, TX**



Restored 1960 Cadillac 6267

owned by **Dan Markson of San Antonio, TX**



Modified 1960 Cadillac 6267F with a 2001 LS Engine

owned by **Larry Houston of Baytown, TX**

KIMBERLY'S BIG FINNED CADDY *by Skip Groeneveld*

Whenever we go to a car show, my wife's goal is to find a Cadillac with big fins...she's been in love with them now for quite some time and as of late, she is finally the proud owner of this 1960 Coupe De Ville.



The "quest" to find the right one led us down many paths. Some were dead ends, some already sold, and some that looked much better in pictures than in person. Kimberly got serious when the Kissimmee Mecum Auction hit town. There were some '59's there, which were her personal favorites. Come bidding day, we happened to meet Chuck Patton, who gave us a fair and honest opinion of one that we had been considering. To make a long story shorter, we ended up passing on bidding on one and the others went for very proud prices. Not a happy day for

us, but we did meet someone who we feel we could trust in their opinion. A few weeks later, a nice Coupe De Ville appeared and we contacted Chuck to go take a look and give us his opinion. That was on a Saturday...by the time he called them on Monday morning to make arrangement to view it, they informed him that it was sold, on Saturday! Frustrated, the hunt was on and into Phase II; 1960 was also a good year. I happened to find this one living in Nebraska for the past 7 years and it looked like something I thought she would enjoy right out of the box, with little to no "getting to know you" phase. It also had plenty of the "wow" factor. As it turns out, that's what we found: an excellent car with basically no problems, one she could enjoy without any buyer's remorse.



Through some internet searching, I actually found the original ad placed by a couple in California that owned the car before it went to Nebraska. I called their number and surprised them with our story about their car. They told me that it was one of their favorites and they hated selling it but we all know how that goes. Everyone develops that itch for something different after time. So, off to

Nebraska for Chuck to take a look at this one and give us his opinion. Thumbs up... The car is pretty much original, except for the RideTech Air system, exposed rear pipes and the radial tires on the wire wheels. The color is Dodge Viper Adrenaline Red along with the red and white interior. We were informed that the current interior is likely out of something a few years newer and is a different shade of red but that was not an important detail for us. The interior color scheme works well with the bright red paint. The stock 390 engine was rebuilt at around 92k miles. It currently has a new Edelbrock carb on it but the original carb was included along with the original air cleaner. The current plan is to send it out and have it remanufactured by a company in Jacksonville, Florida. It needs to be back where it belongs to bring the engine bay back to its' original look. The car, under the hood, is spotless and very well detailed. The air conditioning system needed a charge and now works as it would have from the factory. When we got it, the speedometer was just a few thousand more than it was when it lived in California.



The owner I got it from didn't drive it much. It only has 95k original miles on it now. Nice...fresh engine. Transmission is also the original unit and has been rebuilt. When it was restored and done in California, the complete front end was disassembled and all new bushings, ball joints, tie rod ends and brakes were installed. There is also a Pioneer sound system with a 6 disc CD changer in the trunk along with a big sub-woofer, which sounds incredible. Being a California car, all the windows are tinted...some like it, some don't but living down here in Florida, they are almost a necessity so we are glad they're done.



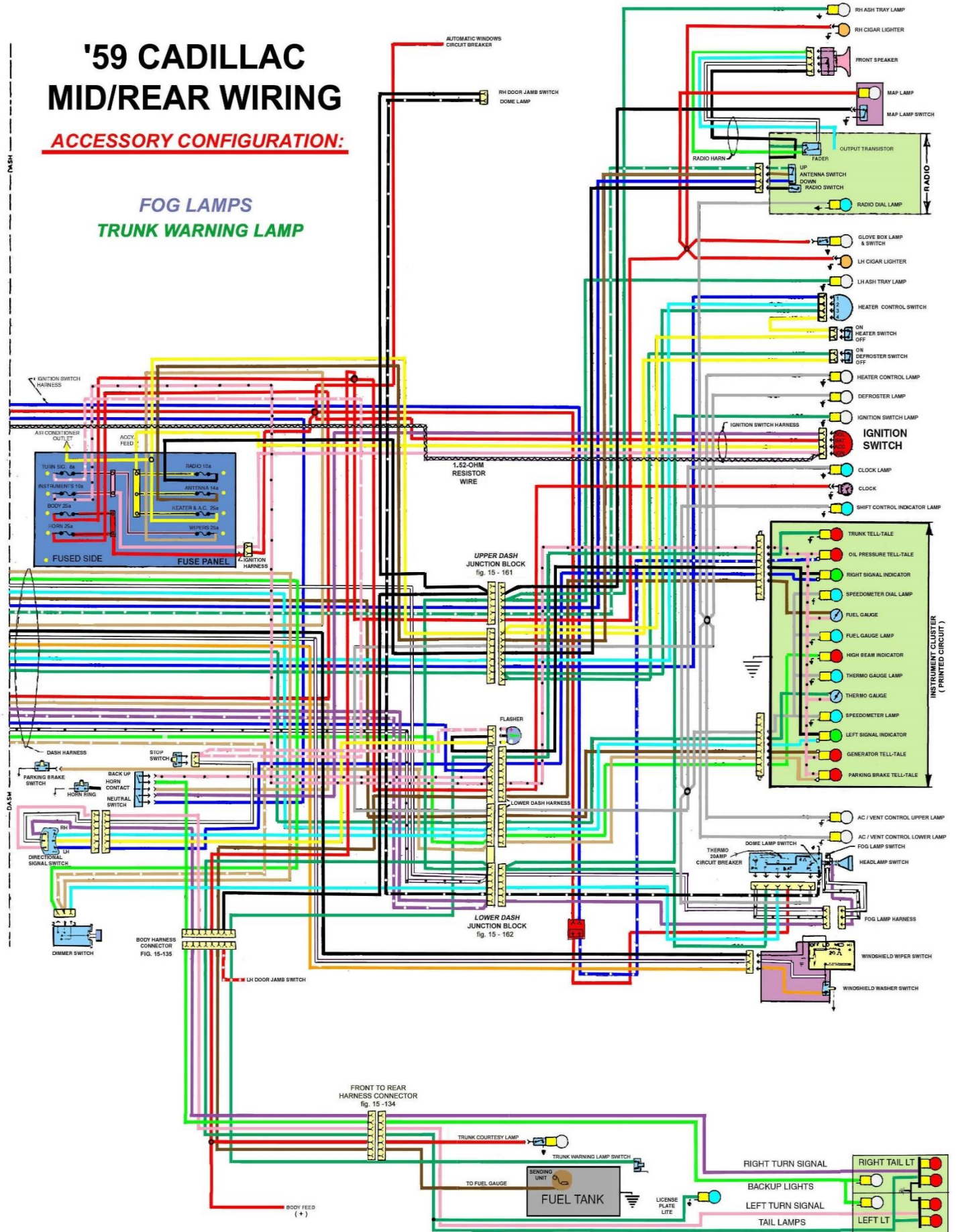
We've had the car now for a month and a half and my wife shows absolutely no buyer's remorse, which just goes to show me that she actually has fallen in love with a piece of American history in the automotive world...a true piece of past where things were much simpler than they are today. She's got herself a big finned Caddy.

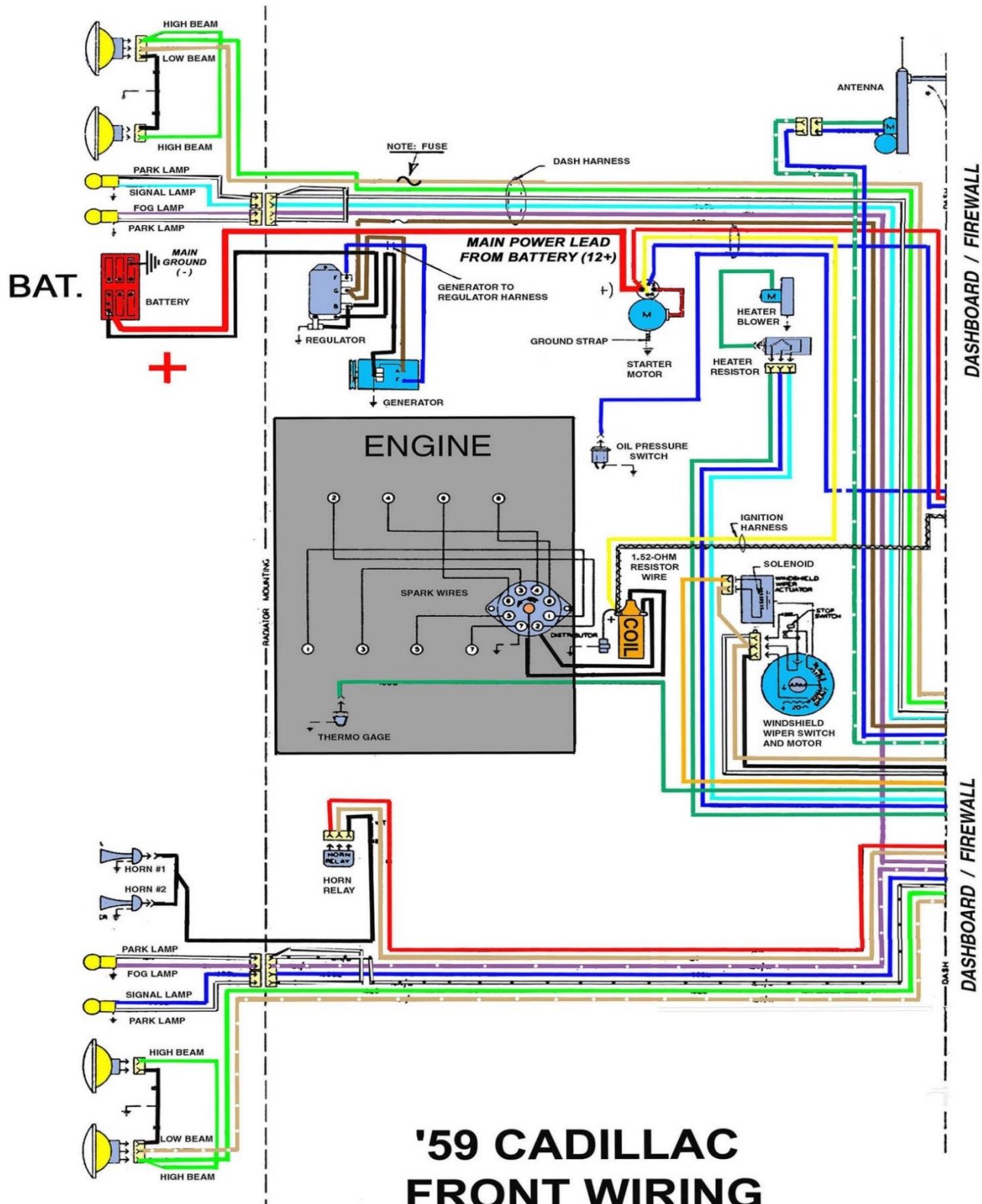
Submitted by Kimberly and Skip Groeneveld

'59 CADILLAC MID/REAR WIRING

ACCESSORY CONFIGURATION:

FOG LAMPS
TRUNK WARNING LAMP





'59 CADILLAC FRONT WIRING

ACCESSORY CONFIGURATION:

FOG LAMPS

1959 – 1960 Model Codes

Code	Model	Code	Model
A	Sixty Two 4-window	K	Sixty Two 6-window
B	Deville 4-window Sedan	L	Deville 6-window Sedan
E	Eldorado Biarritz	M	Fleetwood Sedan
F	Convertible	P	Eldorado Brougham
G	Sixty Two Coupe	S	Fleetwood Limo
H	Eldorado Seville	Z	Commercial Chassis
J	Coupe De Ville		





DITZLER®
Automotive Finishes

CADILLAC
1959

SPECIFY: DDL For DURACRYL® Acrylic • DAL For DITZ-LAC® Lacquer • DQE For DITZCO® Enamel

Paint
Code

12




DDL-8160
DOVER WHITE

14



DDL-31827
SILVER POLY.

16



DDL-31839
LONDON GRAY POLY.

20




DDL-12003
BRENTON BLUE

24



DDL-12002
GEORGIAN BLUE POLY.

26



DDL-12016
DUNSTAN BLUE POLY.

29



DDL-12001
VEGAS TURQUOISE POLY.

30




DDL-42493
PINEHURST GREEN

32



DDL-42480
INVERNESS GREEN POLY.

36



DDL-42494
KENSINGTON GREEN POLY.

Paint
Code

40



DDL-81090
GOTHAM GOLD

44



DDL-21733
BEAUMONT BEIGE

49




DDL-50537
WOOD ROSE POLY.

50




DDL-70961
SEMINOLE RED

90
Biarritz
Seville



DDL-8217
OLYMPIC WHITE

92
Biarritz
Seville



DDL-31653
ARGENT POLY.

94
Biarritz
Seville



DDL-11780
ARGYLE BLUE POLY.

96
Biarritz
Seville



DDL-42492
HAMPTON GREEN POLY.

98
Biarritz
Seville



DDL-50541
PERSIAN SAND POLY.

10 EBONY DDL-9300

NOTE: TWO-TONE COMBINATIONS ARE OPTIONAL

Learn how easily a Cadillac can become a member of your family

We have tried to show you how thrilling your life could be with a 1960 Cadillac. Now, we invite you to visit your Cadillac dealer for a ten-mile demonstration drive—and for the pleasant facts about how easily and economically you can now own the “car of cars.”



SIXTY-TWO COUPE



SIXTY-TWO SEDAN (SIX WINDOW)



SIXTY-TWO SEDAN (FOUR WINDOW)



SIXTY-TWO CONVERTIBLE



COUPE DE VILLE



FLEETWOOD SIXTY SPECIAL SEDAN



SEDAN DE VILLE (FOUR WINDOW)



SEDAN DE VILLE (SIX WINDOW)



ELDORADO BIARRITZ



ELDORADO SEVILLE



FLEETWOOD SEVENTY-FIVE SEDAN AND LIMOUSINE



ELDORADO BROUGHAM

CADILLAC MOTOR CAR DIVISION

General Motors Corporation

NEW YORK BRANCHES

1113 York Avenue at 60th Street
New York 21, New York

Broadway at 57th Street
New York 19, New York

2400 Grand Concourse
Bronx 57, New York

77 Main St. at Sun Haven Drive
New Rochelle, New York

360 Flatbush Ave. at Eighth Ave.
Brooklyn 38, New York



DITZLER®
Automotive Finishes

CADILLAC
1960

SPECIFY: DDL—For DURACRYL® Acrylic Finish

For spot or panel repair and over-all refinishing on automobiles factory finished in DURACRYL, MAGIC MIRROR™, and other acrylic finishes.


Paint
Code

12




DDL-8217
OLYMPIC WHITE

14




DDL-31928
PLATINUM GRAY POLY.

16




DDL-32017
ALEUTIAN GRAY POLY.

22




DDL-12263
HAMPTON BLUE POLY.

24




DDL-12264
PEIHAM BLUE POLY.

26




DDL-12224
YORK BLUE POLY.

28



DDL-12262
ARROYO TURQUOISE POLY.

22




DDL-42480
INVERNESS GREEN POLY.

36



DDL-42696
GLENCOE GREEN POLY.

44



DDL-21733
BEAUMONT BEIGE

Paint
Code

45



DDL-21901
PALOMINO

46



DDL-21722
PAWN POLY.

48




DDL-50541
PERSIAN SAND POLY.

50




DDL-50568
POMPEIAN RED POLY.

94



DDL-12245
LUCERNE BLUE POLY.

96




DDL-42725
CARRARA GREEN POLY.

97



DDL-21902
CHAMPAGNE POLY.

98



DDL-71123
SIENA ROSE POLY.

99



DDL-50573
HEATHER POLY.

10

EBONY BLACK DDL-9300

NOTE: IN TWO-TONE COMBINATIONS THE FIRST TWO NUMBERS INDICATE THE LOWER COLOR, THE SECOND TWO NUMBERS UPPER.

**GENERAL MOTORS name for acrylic lacquers

Cadillac Vendor List

Courtesy of Calvin Jones

Company	Phone Number	Contact Person
Rubber the Right Way, Weather stripping and rubber parts	858-278-0675	Clayton
Supreme Plating, chrome and stainless	310 671-3640	Louis
Paul Schinner, Radio repair and restoration	424-233-5981	Paul Schinner
Velios Machine Shop	310-643-8540	Harry
Hiro's Transmission	310-329-7504	Calvin
Gardena Battery, electrical	310-532-0048	Jr.
A1 Electric - Speedometers	310-217-0491	
Instrument Services, Gauges, Clocks	800-558-2674	
YNZ, Wiring Harness	909-798-1498	
McVeys,	913-722-0707	
Universal Custom Auto Body	310-783-0522	Conrad Brown
Convertible Services	626-285-2255	
California Carburetor	310-679-1616	Tim
V & J Powder coating	310-515-9442	Victor
Chuy's Interior and Upholstery	310-713-7069	Esella
Miller Wheel Alignment	562-422-9037	Dean
Paul's Muffler	310-523-3173	Martin
Rick's Radiator	626-967-7518	Rick

SELF-STARTER BACK ISSUES

Cadillac & LaSalle Club Self Starter back issues with 1959 / 60 Cadillac Model articles.

Contact Lars Kneller at catbird@aol.com.

Car Articles by Year	Issue	Page
1959 Cadillac	9/2009	16
1959 Cadillac convertible	2/2009	18
1959 Cadillac Design	9/2009	7
1959 Cadillac Reminiscence	9/2009	5
1959 Cadillacs	6/2003	10
1959 Coupe de Ville	5/2016	12
1959 Coupe de Ville and Freedom Tour	2/2012	23
1959 Coupe de Ville	10/2015	23
1959 Eldorado Biarritz pictures	2/2012	17
1959 Eldorado	11/2003	11
1959 Sedan	6/2013	24
1959 Series 62 Coupe	3/2013	16
1959 Cadillac / Rolls-Royce comparison	2/2015	6
1960 Cadillac Line	8/2010	13
1960 custom convertible Marshal Tito car	11/2008	14
1960 Eldorado Brougham	8/2010	7
1960 Eldorado Seville	11/2009	7
1960 Eldorado Seville – Jim Reeves	4/2016	22
1960 Fleetwood 60 Special	6/2013	16
1960 Model 6229	11/2004	12
1960 Series 62 Coupe	1/2010	14
1960 Series 62 Coupe adventure	11/2007	27
1960 Series 62 six window	2/2003	20



*Gowns for mother and daughter
by Alexandra De Paulis
of Inci Da Roma*



Whoever a lady rides in a new Cadillac car, she finds the undeniable evidence of quality on every hand—in the faultless tailoring of its fabrics and leathers . . . in the careful crafting of its appointments . . . in the flawless beauty of its finish . . . and in the car's awe-inspiring quietness of operation. A journey in a 1960 Cadillac is the only practical way to appreciate the car's deep, abiding goodness. Why not visit your dealer? The car and the keys are yours for the asking.

Cadillac



CADILLAC MOTOR CAR DIVISION • GENERAL MOTORS CORPORATION

The Life Cycle of a 1959 Cadillac

1959 Cadillac designers at work



New 1959 Cadillacs leaving the factory



Some 1959 Cadillacs experienced overseas travel.



This 1959 Cadillac 75 Series Limousine exported to England from Canada. It received the Royal Treatment it deserved with Queen Elizabeth.



After a life of Beauty and Service,
some Cadillacs are restored or modified . . .



. . . or turned into couches. #savethebabycadillacs



WITH GREAT CARS COMES GREAT RESPONSIBILITY

(AND SERIOUS BRAGGING RIGHTS)



1959 - 1960 Cadillac Chapter

Sam Power | Southeast Michigan Territory Manager | 888.242.9673 | Hagerty.com/spower

Hagerty determines final risk acceptance. All coverage is subject to policy provisions and availability. Hagerty For People Who Love Cars is a registered trademark of The Hagerty Group, LLC. ©2016 The Hagerty Group, LLC. Vehicle make and model names and logos are property of their respective owners and their inclusion does not imply sponsorship of or affiliation with Hagerty or any of its products or services. *Discount applies to U.S. policies only; not available in CA, MA and TN.



MADD

Activism | Victim Services | Education



Please don't drink and drive.

If you or a loved one has been affected by drunk driving, drugged driving or underage drinking, MADD is here to help.

24-Hour Victim Help Line 877.MADD.HELP

CUSTOM OR MODIFIED

For all you experts . . . is this a custom or modified vehicle?





Always Be Prepared!

J-M FIRE EXTINGUISHER
The last word in "Safety First"

Read these Five Features which insure positive protection

1st You do not have to pump and aim this extinguisher at the same time. The specially easy pumping mechanism is powerful enough to exhaust its entire contents, if necessary. Both hands are thus left free to accurately direct the stream. This feature also allows for the use of the J-M Extinguisher in cramped quarters where there is no room to operate the ordinary extinguisher.

2nd You can let a silver dollar squarely at 20 feet with a J-M Fire Extinguisher. Its stream is powerful, steady, continuous. It does not pulsate as does the stream of the ordinary extinguisher, and consequently it is all incident fire, particularly gasoline, oil and charcoal, which cannot be fought with other chemicals or water, the J-M liquid is perfectly harmless to skin, fabric and metal—the safest as well as the most efficient fire-extinguishing liquid known.

3rd The J-M Fire Extinguisher is sealed at both ends. It cannot be tampered with without breaking the seals. This exclusive device prevents the use of this extinguisher without your knowledge. It indicates that the instrument is charged and ready for instant use in case of emergency.

4th When a J-M Fire Extinguisher is recharged by a J-M Service Station or through any authorized dealer, it is carefully inspected and resealed. The seals, when sealed, therefore, are virtually a new guarantee that the extinguisher is in perfect condition. The user, however, may recharge the J-M Fire Extinguisher himself should he so desire.

5th The J-M Fire Extinguisher is inspected, tested and approved by and bears the seal of the Underwriters' Laboratories, Inc. Every automobile owner who equips his car with it saves 15% on his automobile fire insurance premium, and every user enjoys more and better fire protection.

\$8.
 Brass or Nickel Finish
 Black Bracket Included

On sale at Hardware Stores, Garage, Auto Supply Dealers or Johns-Manville Branches in all large cities. Write for booklet.

JOHNS-MANVILLE SERVICE
 COVERS THE CONTINENT



Never drive without your Fire Extinguisher in the car.

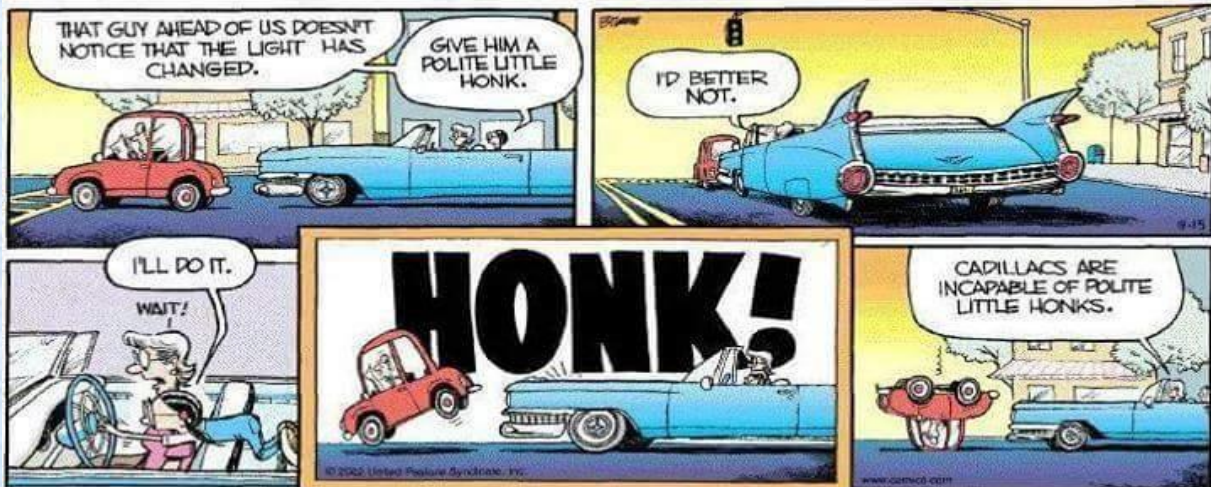


**CLASSIC CARS.
BECAUSE IN 60 YEARS**

**NO ONE WILL OPEN A BARN AND
BE EXCITED TO FIND A 2003 KIA.**

GRAND AVENUE

BY STEVE BREEN





WORKING HARD EVERY DAY TO BE WORTHY OF THE NAME

Your classic car is more than an investment, it's an important part of your life. At Reliable Carriers, we understand. Our kid-glove care, enclosed transport trucks, pinpoint GPS tracking and \$5 million of insurance on each load help earn your trust over every mile. Reliable Carriers. **Vehicles taken seriously.**



VEHICLES TAKEN SERIOUSLY.™

CONTACT DAMON SEWELL 800.521.6393x6229

RELIABLECARRIERS.COM

OFFICIAL CONVERSION CHART

HOW TO INTERPRET

ANTIQUE CAR ADS

IF IT SAYS:

IT REALLY MEANS:

Rare model.....	Nobody liked them when new either
Older restoration.....	Can't tell it's been restored
Needs engine work.....	It's been frozen for 30 years
Uses no oil.....	Just throws it out
No rust.....	Body and fenders missing
Rough.....	It's too bad to lie about
One owner.....	Never been able to sell
No time to complete.....	Can't find parts anywhere
Needs interior.....	Seats are gone
Rebuilt engine.....	Has new spark plugs
May run.....	But it never has
Low mileage.....	Third time around
Many new parts.....	Keeps breaking down
29 coats hand-rubbed paint....	Needed that much to cover rust
Clean.....	It sat out in the rain yesterday
Best offer.....	About what I expect to get
Always driven slowly.....	Won't go any faster
Prize winner.....	Hard luck trophy 3 times in a row
Stored 25 years.....	Under a tree
Real show stopper.....	Orange with purple fenders
Easy restoration.....	Parts will come off in your hand
Ready to show.....	Just washed it
Top good.....	Only leaks when it rains
Good investment.....	Can't depreciate any more

BUY - SELL - SWAP



Beautiful Cadillac Eldorado/ Fleetwood Deville or 62 Series hubcaps (4) with a set of center caps. Can be applied to all 1959 and 1960 Cadillac models. If you would like to trade in your Eldorado hubcaps to lower your price we can do that. Be advised that you may have to make adjustments to the rear hubcap prongs depending on the condition of your wheel. The hubcaps must be placed inside your 1959/60 Cadillac Factory

Wheels. You MUST GENTLY attach the hubcaps with your hands NOT a hammer. This is the ATTACHMENT PROCEDURE no matter who you purchase from. Payment at pickup or by arrangement. Buyer pays for shipping. Overseas purchase will pay accordingly for mailing. If you have ANY questions ask me.

To place an ad in the Swap - Sell section of the next 5960 Cadillac Chapter Newsletter:

Contact Chuck Patton at fifty9sixtycadillacs@gmail.com

BUY-SELL-SWAP

Famous 5960s

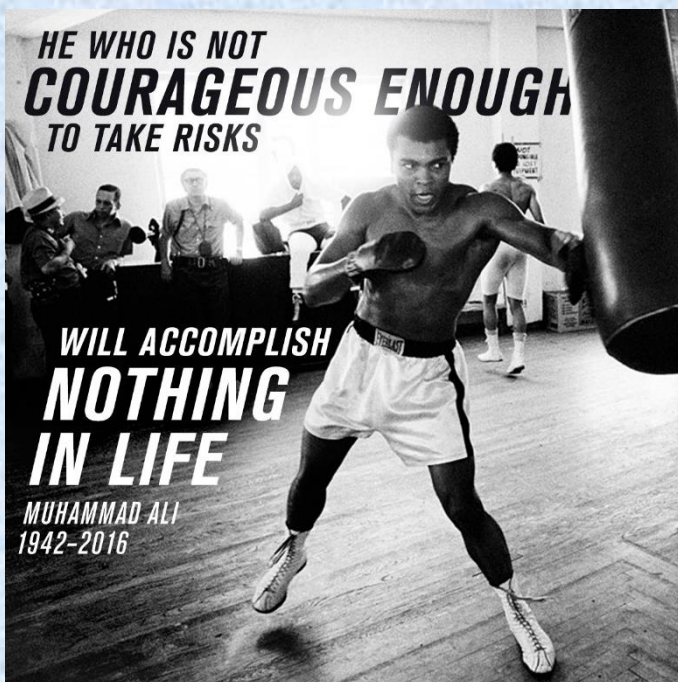
Trivia Question:

Pictured below is Richard Nixon as Grand Marshall of the Pasadena Rose Bowl Parade.

What Year was this picture taken? What political office did he hold at the time of this photo?



Bonus Question: What model is this Cadillac?



ANSWER to Last Issue's Trivia Question: Muhammad Ali was named Sportsman of the Century in 1999.