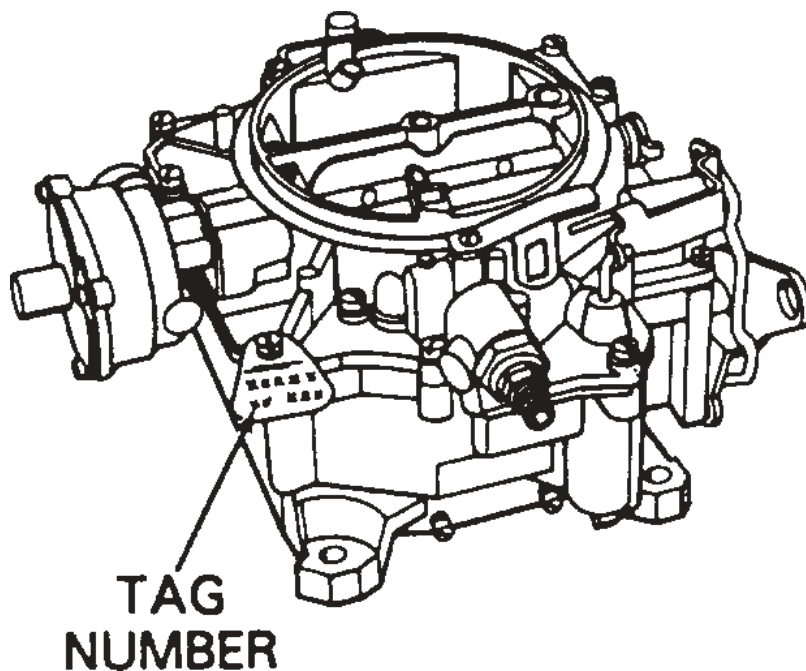


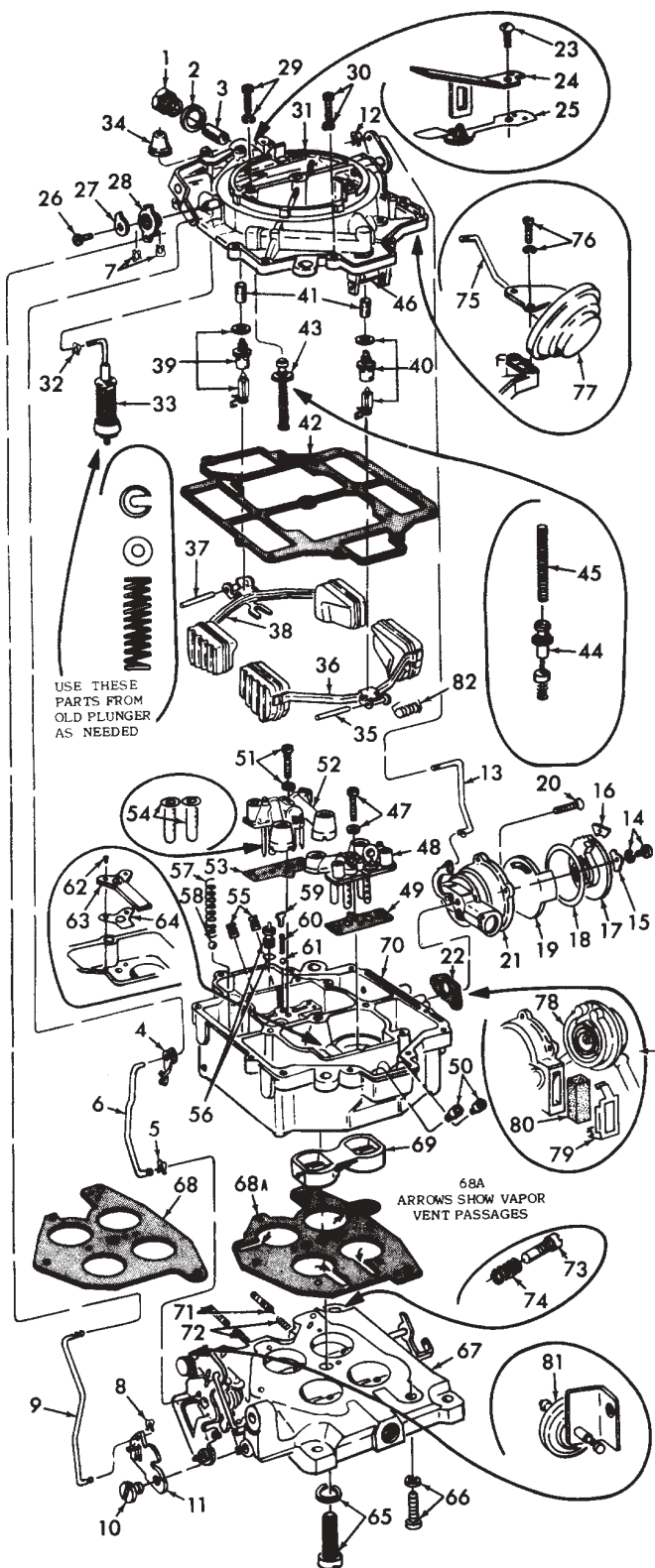
# ***ROCHESTER***

## ***"4G, 4GC"***

















































### ***APPLICATION***

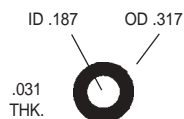
CADILLAC (8 cyl) .....	1957-66
CHECKER MOTORS (6 cyl) .....	1965
CHEVROLET (8 cyl ) .....	1956-66
CHEV./GMC TRUCK (8 cyl) .....	1957-67
OLDSMOBILE (8 cyl) .....	1958-65
PONTIAC (8 cyl) .....	1957-65
STUDEBAKER (8 cyl) .....	1965



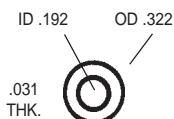
REF#	NOMENCLATURE	PART#
1)	FITTING-FUEL INLET .....	SEE PAGE 69
2)	GASKET-FUEL INLET FITTING .....	SEE PAGE 65
3)	SCREEN-FUEL INLET .....	
4)	RETAINER-PUMP ROD (Upper) .....	SEE PAGE 64
5)	RETAINER-PUMP ROD (Lower) .....	SEE PAGE 64
6)	ROD-PUMP .....	
7)	RETAINER-CHOKE ROD (Upper) .....	SEE PAGE 64
8)	RETAINER-CHOKE ROD (Lower) .....	SEE PAGE 64
9)	ROD-CHOKE .....	50-28
10)	SCREW-FAST IDLE CAM .....	75-22
11)	CAM-FAST IDLE .....	
12)	RETAINER-INTER. CHOKE ROD .....	SEE PAGE 64
13)	ROD-INTERMEDIATE CHOKE .....	
14)	SCREW-STAT RETAINER .....	
15)	RETAINER-STAT COVER PLAIN .....	SEE PAGE 64
16)	RETAINER-STAT COVER TOOTHED .....	
17)	STAT COVER & SPRING ASSEMBLY .....	
18)	GASKET-STAT COVER .....	SEE PAGE 65
19)	PLATE-CHOKE BAFFLE .....	SEE PAGE 68
20)	SCREW-CHOKE HOUSING .....	
21)	HOUSING-CHOKE & PISTON ASSY. ....	
22)	GASKET-CHOKE HOUSING .....	G212
23)	SCREW-IDLE VENT VALVE .....	**
24)	SHIELD-IDLE VENT VALVE .....	
25)	VALVE-IDLE VENT .....	
26)	SCREW-TRIP LEVER .....	**
27)	LEVER-TRIP .....	
28)	LEVER AND COLLAR-CHOKE .....	**
29)	SCREW-BOWL COVER .....	**
30)	SCREW-BOWL COVER .....	**
31)	BOWL COVER ASSEMBLY .....	
32)	RETAINER-PUMP PLUNGER .....	SEE PAGE 64
33)	PUMP PLUNGER .....	SEE PAGE 68
34)	BOOT-PUMP PLUNGER .....	G429
35)	PIN-FLOAT HINGE .....	SEE PAGE 66
36)	FLOAT & LEVER ASSY. ....	
37)	PIN-FLOAT HINGE .....	SEE PAGE 66
38)	FLOAT & LEVER ASSY. ....	
39)	NEEDLE, SEAT & GASKET ASSY. ....	SEE PAGE 69
40)	NEEDLE, SEAT & GASKET ASSY. ....	SEE PAGE 69
41)	SCREEN-NEEDLE & SEAT STRAINER .....	
42)	GASKET-BOWL COVER .....	SEE PAGE 67
43)	POWER PISTON ASSEMBLY .....	
44)	POWER PISTON WITH FLOAT .....	
45)	SPRING-POWER PISTON .....	
46)	SPRING-FLOAT BALANCE .....	
47)	SCREW-VENTURI CLUSTER .....	**
48)	SECONDARY VENTURI CLUSTER .....	
49)	GASKET-VENTURI CLUSTER .....	G576
50)	JET-MAIN METERING .....	120-Series
51)	SCREW-VENTURI CLUSTER .....	
52)	PRIMARY VENTURI CLUSTER .....	
53)	GASKET-VENTURI CLUSTER .....	G576
54)	INSERTS-MAIN WELL .....	
55)	JET-MAIN METERING .....	120-Series
56)	VALVE & GASKET ASSY.-POWER .....	
57)	SPRING-PUMP RETURN .....	SEE PAGE 66
58)	BALL-PUMP INTAKE .....	SEE PAGE 64
59)	GUIDE-PUMP DISCHARGE BALL .....	85-18
60)	SPRING-PUMP DISCHARGE BALL .....	SEE PAGE 66
61)	BALL-PUMP DISCHARGE .....	SEE PAGE 64
62)	SCREW-IDLE COMPENSATOR VALVE .....	**
63)	VALVE-IDLE COMPENSATOR .....	
64)	GASKET-IDLE COMPENSATOR VALVE .....	G366
65)	SCREW-THROTTLE BOBY .....	**
66)	SCREW-THROTTLE BODY .....	**
67)	THROTTLE BODY ASSEMBLY .....	
68)	GASKET-BODY THROTTLE .....	SEE PAGE 66
68A)	GASKET-BODY THROTTLE .....	SEE PAGE 66
69)	THROTTLE BODY ASSEMBLY .....	
70)	BOWL ASSEMBLY-FLOAT .....	SEE PAGE 64
71)	NEEDLE-IDLE ADJUSTING .....	
72)	SPRING-IDLE ADJUSTING NEEDLE .....	SEE PAGE 66
73)	NEEDLE-IDLE AIR ADJUSTING .....	
74)	SPRING-IDLE AIR ADJUSTING NEEDLE .....	SEE PAGE 66
75)	ROD-VACUUM CONTROL .....	**
76)	SCREW-VACUUM CONTROL .....	**
77)	VACUUM BRAKE CONTROL ASSY. ....	SEE PAGE 69
78)	STAT COVER & SPRING CHOKE ASSY. ....	
79)	RETAINER-FILTER .....	
80)	FILTER-AIR INTAKE .....	
81)	THROTTLE RETURN CHECK ASSY. ....	
82)	TORSION SPRING-FLOAT .....	

( 120- Series ) SEE JET CHART AT END OF ROCHESTER SECTION  
( \*\* ) REFER TO SCREW CATALOG

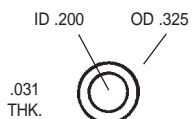
 <b>83-3</b> CHECK BALL ( 3/16" Lead )	 <b>83-4</b> CHECK BALL ( 1/4" Lead )	 <b>83-6</b> CHECK BALL ( 19/64" Lead )	 <b>90-12</b> CHECK BALL ( 5/32" Steel )	 <b>90-20</b> CHECK BALL ( 5/32" Alum. )	 <b>90-13</b> CHECK BALL ( 3/16" Steel )	 <b>90-19</b> CHECK BALL ( 3/16" Alum. )
 <b>62-47</b> E-CLIP RETAINER	 <b>32-11</b> COTTER PIN 3/64"X3/8"	 <b>62-56</b> ROD RETAINER	 <b>62-104</b> ROD RETAINER	 <b>62-85</b> ROD RETAINER	 <b>62-58</b> ROD RETAINER	 <b>62-52</b> ROD END CLIP RETAINER
 <b>62-51</b> ROD END CLIP RETAINER	 <b>62-53</b> ROD END CLIP RETAINER	 <b>85-237</b> CHOKE COVER RETAINER	 <b>85-202</b> CHOKE COVER RETAINER	 <b>85-297</b> CHOKE COVER RETAINER	 <b>62-44</b> ROD CLIP RETAINER 1/8"	 <b>62-48</b> ROD CLIP RETAINER 3/32"
 <b>85-82</b> PUMP DELAYER SPRING RETAINER	 <b>85-93</b> PUMP DELAYER SPRING RETAINER	 <b>62-108</b> THROTTLE ARM STUD RETAINER	 <b>85-60</b> STAT COVER RETAINER	<b>Metering Jets</b>  See Back Of Rochester Section	 <b>G652</b> RUBBER CAP 5/32"	 <b>G681</b> RUBBER VENT VALVE
 <b>G429</b> RUBBER PUMP SHAFT BOOT	 <b>G622</b> THROTTLE LEVER GROMMET	 <b>85-18</b> PUMP DISCHARGE SPRING "T" GUIDE	 <b>54-7</b> PUMP DISCHARGE NEEDLE	 <b>0-50</b> HIGH-SPEED PASSAGE PLUG ( 21/64" Aluminum )	 <b>85-50</b> EXPANSION PLUG ( 3/8" Aluminum )	 <b>85-47</b> EXPANSION PLUG ( 9/16" Aluminum )
 <b>85-48</b> EXPANSION PLUG ( 5/8" Aluminum )	 <b>90-5</b> PUMP INLET SCREEN	 <b>30-53</b> FUEL FILTER SINTERED BRONZE	 <b>30-70</b> FUEL INLET STRAINER	 <b>30-71</b> FUEL INLET STRAINER	 <b>22-17</b> PLASTIC THROTTLE LEVER BUSHING	
 <b>80-5</b> CHOKE & THROTTLE PLATE SCREW ( 6-32X5/16" )	 <b>80-42</b> CHOKE COVER SCREW ( 8-32X5/16" )	 <b>75-22</b> FAST IDLE CAM SCREW		 <b>16-122</b> IDLE ADJUSTING SCREW ( 10-32X1.311 )	 <b>16-28</b> IDLE MIXTURE SCREW ( 10-32X1.592 )	



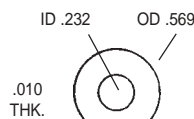
**G495**  
CHOKE HOUSING  
GASKET ( Rubber )



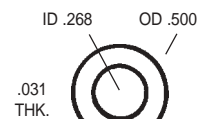
**G365**  
STEP UP JET  
GASKET ( Fiber )



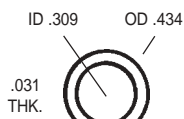
**G1158**  
PUMP DISCHARGE  
NOZZLE GASKET ( Fiber )



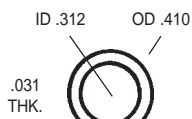
**85-28**  
PLUNGER  
WASHER ( Steel )



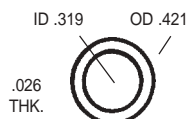
**G463**  
WATER JACKET  
SCREW GASKET



**G50**  
NEEDLE & SEAT  
GASKET ( Fiber )



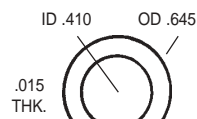
**G59**  
FUEL INLET  
GASKET ( Fiber )



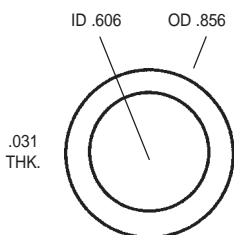
**G1205**  
NEEDLE & SEAT  
WASHER  
( Alum. + Rubber )



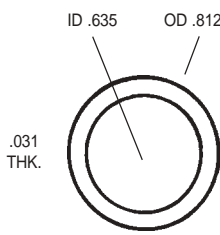
**G405**  
POWER VALVE  
GASKET ( Fiber )



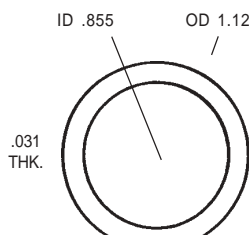
**G494**  
FUEL FILTER  
GASKET ( Fiber )



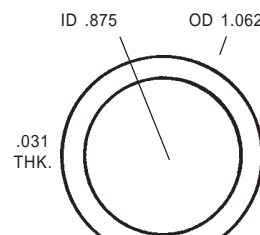
**G112**  
BOWL STRAINER  
NUT GASKET



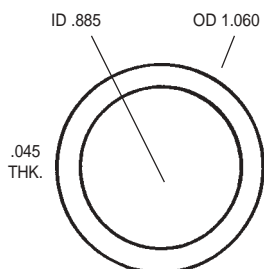
**G385**  
STRAINER NUT  
GASKET ( Fiber )



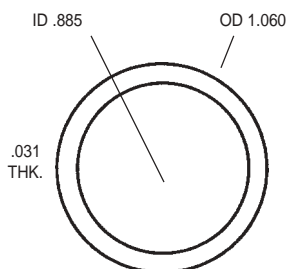
**G586**  
FUEL INLET NUT  
GASKET ( Fiber )



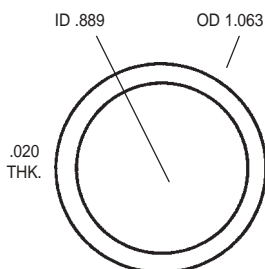
**G778**  
FUEL INLET NUT  
GASKET ( Alum. + Rubber )



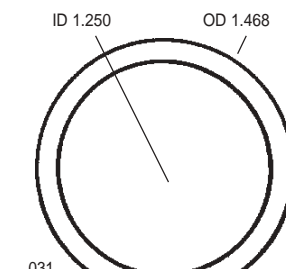
**G1125**  
FUEL INLET NUT  
GASKET ( Fiber )



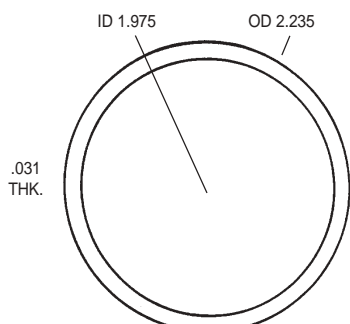
**G418**  
FUEL INLET NUT  
GASKET ( Fiber )



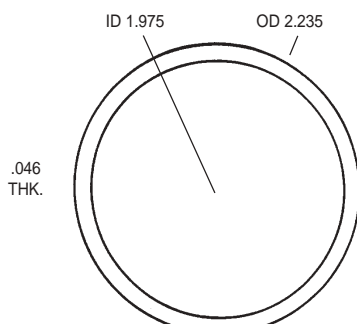
**G1502**  
FUEL INLET NUT  
GASKET ( Alum. + Rubber )



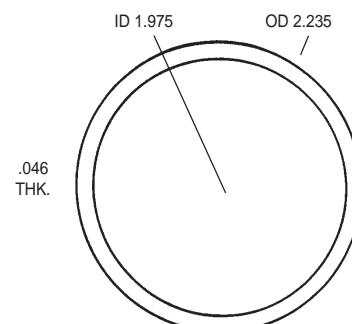
**G589**  
CHOKE COVER  
GASKET



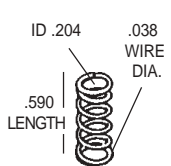
**G175**  
CHOKE COVER  
GASKET



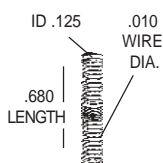
**G1032**  
CHOKE COVER  
GASKET



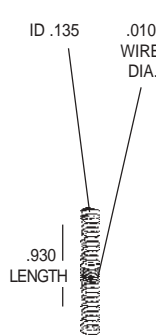
**G978**  
CHOKE COVER  
GASKET



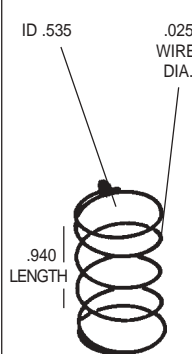
**66-51**  
IDLE ADJUSTING  
SCREW SPRING



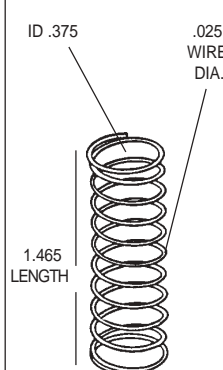
**66-40**  
PUMP DISCHARGE  
SPRING



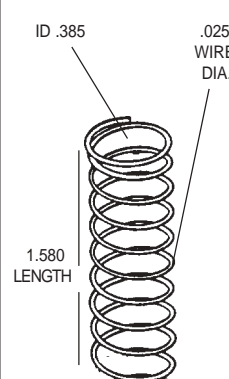
**66-16**  
PUMP DISCHARGE  
SPRING



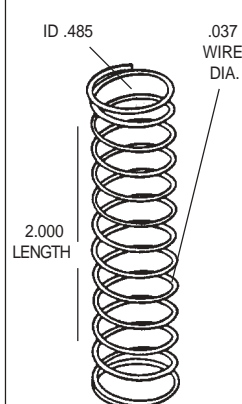
**66-37**  
FUEL FILTER  
INLET SPRING



**66-46**  
PUMP PLUNGER  
SPRING



**66-15**  
PUMP RETURN  
SPRING



**66-44**  
PUMP DELAYER  
SPRING



**32-27**  
FLOAT PIN  
OD .081X.380 Length



**32-7**  
FLOAT PIN  
OD .093"X1.190" Length



**17-35**  
BRASS PASSAGE TUBE  
OD .220"X1.128" Length



**17-34**  
BRASS TUBE  
OD .219"X1.401 Length



**50-28**  
INTERMEDIATE CHOKE  
SHAFT ROD




**G366**  
IDLE COMPENSATOR  
GASKET



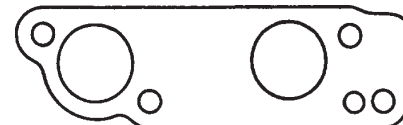
**G212**  
CHOKE HOUSING  
GASKET



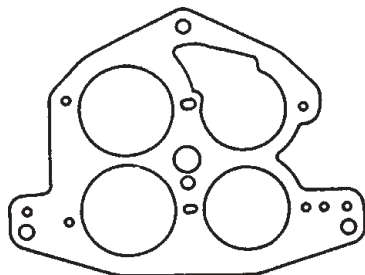
**G576**  
VENTURI CLUSTER  
GASKET



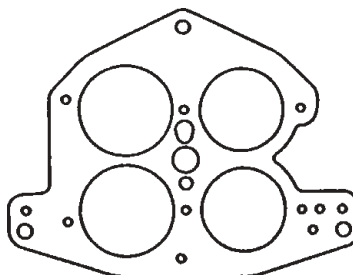
**G417**  
THROTTLE LEVER  
GASKET



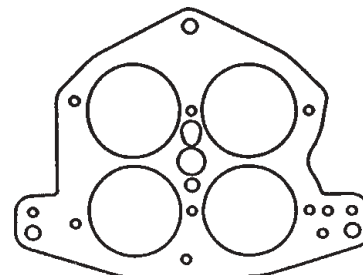
**G416**  
GOVERNOR  
BODY GASKET



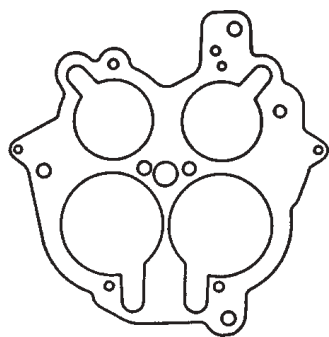
**G221**  
THROTTLE BODY GASKET  
1/32" THK.



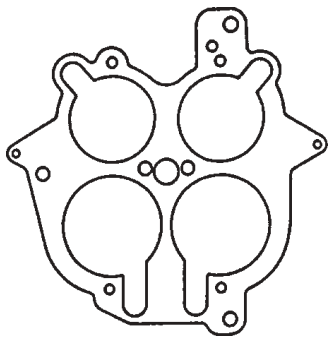
**G445**  
THROTTLE BODY GASKET  
1/32" THK.



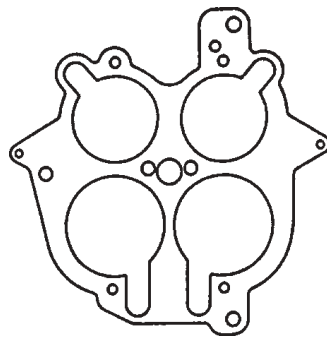
**G688**  
THROTTLE BODY GASKET  
1/32" THK.



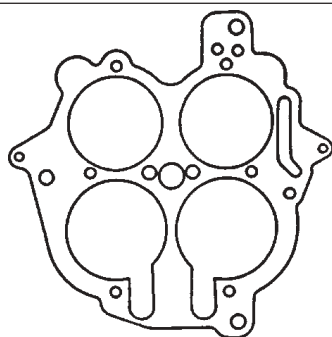
**G530**  
THROTTLE BODY GASKET  
1/32" THK.



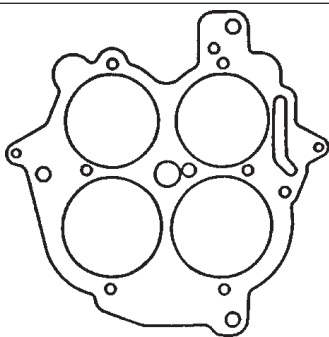
**G664**  
THROTTLE BODY GASKET  
( Small Bore ) 1/32" THK.



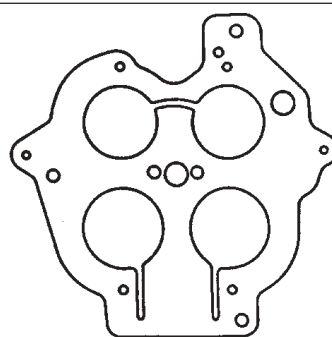
**G374**  
THROTTLE BODY GASKET  
( Large Bore ) 1/32" THK.



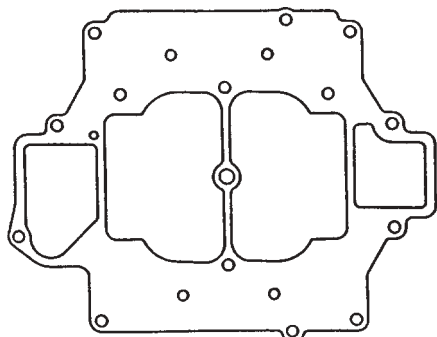
**G325**  
THROTTLE BODY GASKET  
1/32" THK.



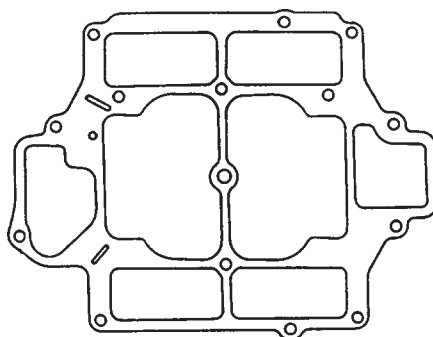
**G975**  
THROTTLE BODY GASKET  
1/32" THK.



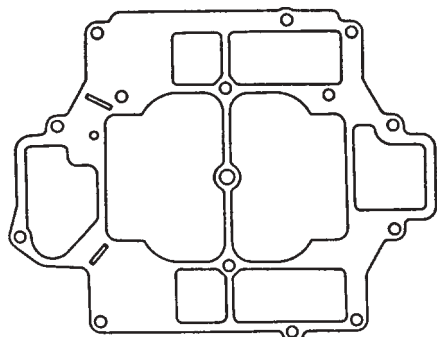
**G524**  
THROTTLE BODY GASKET  
1/16" THK.



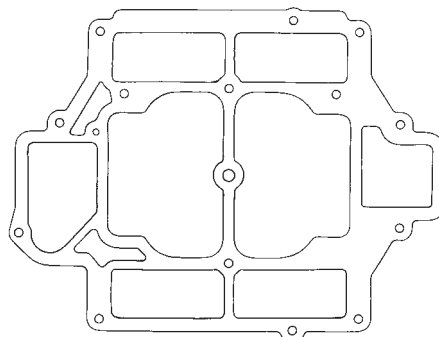
**G443**  
BOWL COVER GASKET  
3/64" THK.



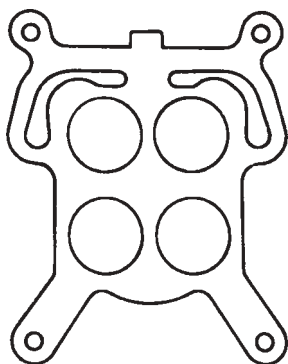
**G426**  
BOWL COVER GASKET  
1/32" THK.



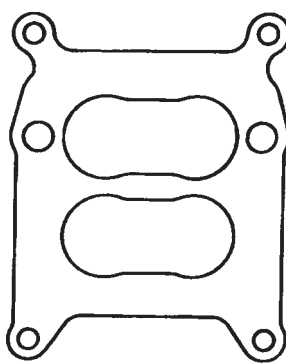
**G403**  
BOWL COVER GASKET  
1/32" THK.



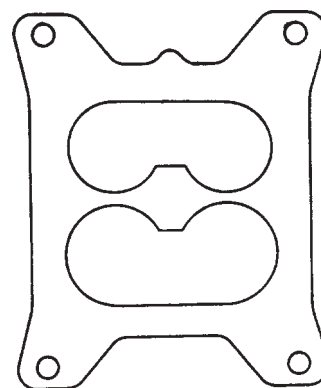
**G179**  
BOWL COVER GASKET  
1/32" THK.



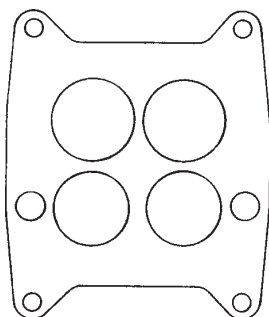
**G262**  
FLANGE GASKET  
1/16" THK.



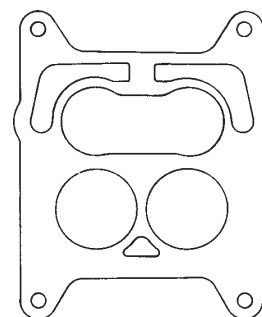
**G402**  
FLANGE GASKET  
1/16" THK.



**G368**  
FLANGE GASKET  
1/16" THK.



**G373**  
FLANGE GASKET  
1/16" THK.



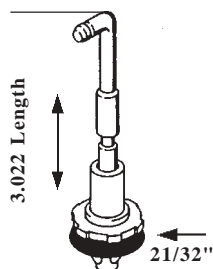
**G390**  
FLANGE GASKET  
1/16" THK.



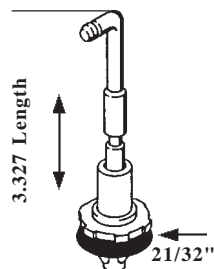
**64-173**  
BUNA  
PUMP CUP



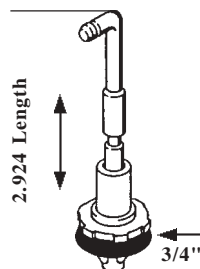
**64-172**  
BUNA  
PUMP CUP



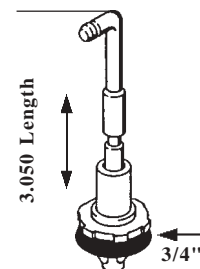
**64-315** Buna Cup  
w/out Delayer Spring  
PUMP ASSEMBLY



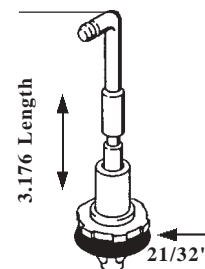
**64-318** Buna Cup  
w/out Delayer Spring  
PUMP ASSEMBLY



**64-319** Buna Cup  
w/out Delayer Spring  
PUMP ASSEMBLY



**64-317** Buna Cup  
w/out Delayer Spring  
PUMP ASSEMBLY



**64-316** Buna Cup  
w/out Delayer Spring  
PUMP ASSEMBLY



**56-2**  
POWER VALVE  
ASSEMBLY



**40-9**  
COPPER CHOKE  
BAFFLE PLATE



**40-2**  
PLASTIC CHOKE  
CAP



**66-32**  
CHOKE THERMOSTAT  
SPRING





**101-415**  
CHOKE PULL-OFF  
ASSEMBLY



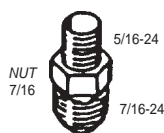
**101-609**  
CHOKE PULL-OFF  
ASSEMBLY



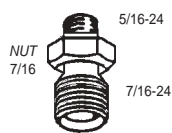
**101-809A**  
CHOKE PULL-OFF  
ASSEMBLY



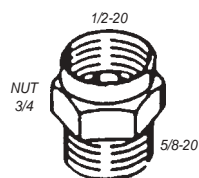
**102-1040**  
CHOKE THERMOSTAT  
ASSEMBLY



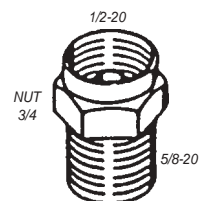
**90-18-1**  
CHOKE REPAIR  
FITTING



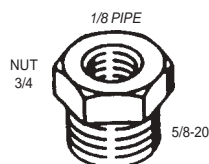
**90-16-1**  
CHOKE REPAIR  
FITTING



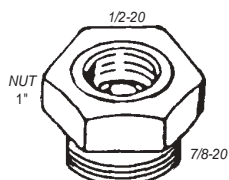
**90-42**  
FUEL INLET  
FITTING



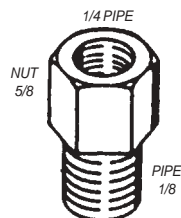
**90-42-1**  
FUEL INLET FITTING  
(Extra Threads)



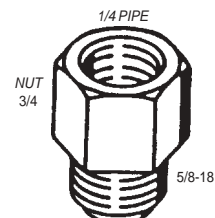
**90-43-1**  
FUEL STRAINER  
FITTING



**90-155**  
FUEL INLET  
FITTING



**90-63**  
FUEL INLET  
FITTING



**90-123**  
REDUCER  
FITTING



**G59**  
FUEL INLET  
GASKET ( Fiber )



**19F**  
NOZZLE SEAT  
GASKET ( Fiber )



**31-523**  
VITON NEEDLE &  
SEAT ASSEMBLY  
( .101 Orifice )



**18-219**  
NEEDLE



**G59**  
FUEL INLET  
GASKET ( Fiber )



**19F**  
NOZZLE SEAT  
GASKET ( Fiber )



**31-526**  
VITON NEEDLE &  
SEAT ASSEMBLY  
( .119 Orifice )



**18-219**  
NEEDLE



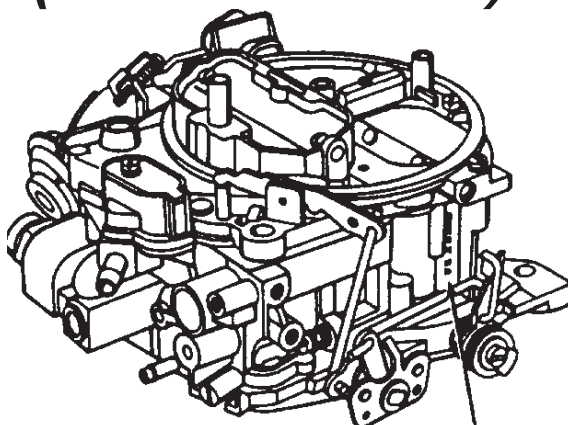
# **ROCHESTER**

## **"4MC, 4MV E4MC"**

## **"E4ME, M4MC, M4MCA"**

## **"M4ME, M4MEA, M4MEF"**

**( QUADRAJET )**



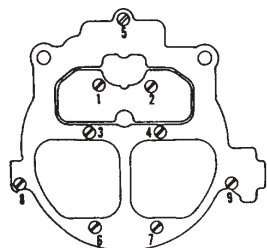
**STAMPED  
NUMBER**

### **APPLICATION**

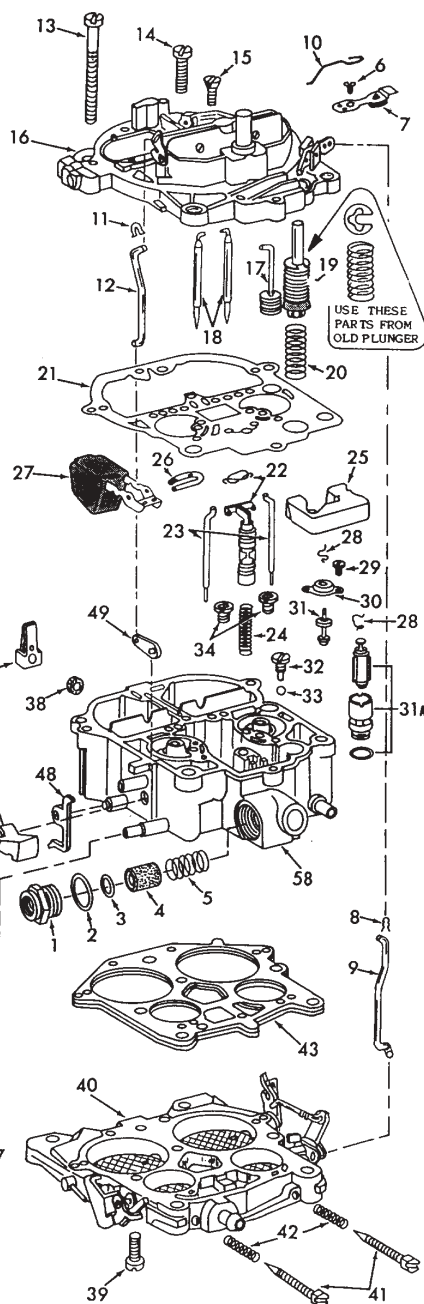
BUICK (6,8 cyl) ..... 1966-90  
CADILLAC (6,8 cyl) ..... 1967-90  
CHECKER MOTORS (8 cyl) ..... 1967-82  
CHEVROLET (6,8 cyl) ..... 1965-90  
CHEV./GMC TRUCK (6,8 cyl) ..... 1968-89  
CHRYSLER (8 cyl) ..... 1985-89  
DODGE (8 cyl) ..... 1985-89  
DODGE TRUCK (8 cyl) ..... 1985-88  
OLDSMOBILE (6,8 cyl) ..... 1966-90  
PLYMOUTH (8 cyl) ..... 1985-89  
PONTIAC (6,8 cyl) ..... 1965-90

### **APPLICATION**

MARINE (8 cyl)  
AERO  
CRUSADER  
DAYTONA  
MERCURY  
OLDSMOBILE  
OMC  
OWEMS  
PLEASURE CRAFT  
SALMON STYLES  
LIMO. & COMM. CHASSIS 1978



BOWL COVER INSTALLATION  
TIGHTEN BOWL COVER SCREWS  
IN SEQUENCE AS SHOWN.



USE THESE  
PARTS FROM  
OLD PLUNGER

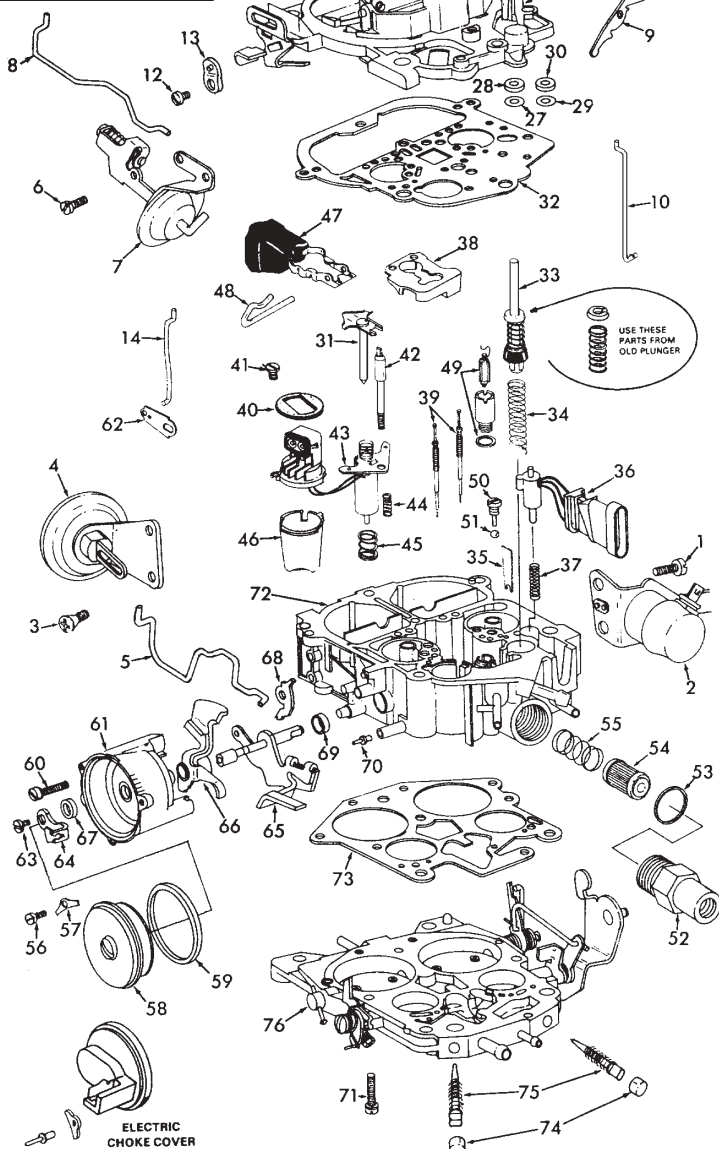
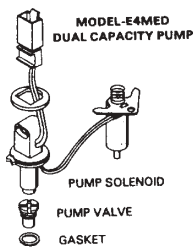
REF#	NOMENCLATURE	PART#
1)	FILTER NUT-FUEL INLET .....	SEE PAGE 90
2)	GASKET-FILTER NUT .....	SEE PAGE 80
3)	GASKET-FUEL FILTER .....	SEE PAGE 80
4)	FILTER-FUEL INLET .....	30-53
5)	SPRING-FUEL FILTER .....	SEE PAGE 75 & 76
6)	SCREW-IDLE VENT VALVE .....	**
7)	VALVE-IDLE VENT .....	
8)	RETAINER-PUMP ROD .....	SEE PAGE 73
9)	ROD-PUMP .....	SEE PAGE 77 & 78
10)	LEVER-IDLE VENT VALVE .....	
11)	RETAINER-CHOKE ROD .....	62-48
12)	ROD-CHOKE .....	SEE PAGE 77 & 78
13)	SCREW-AIR HORN .....	**
14)	SCREW-AIR HORN .....	**
15)	SCREW-AIR HORN .....	**
16)	BOWL COVER ASSEMBLY .....	
17)	DASHPOT PISTON & ROD ASSEMBLY ....	
18)	METERING-ROD (Sec.) .....	SEE PAGE 93
19)	PUMP-ASSEMBLY .....	SEE PAGE 89
20)	SPRING-PUMP RETURN .....	SEE PAGE 75 & 76
21)	GASKET-AIR HORN .....	SEE PAGE 81 & 82
22)	POWER PISTON-ASSEMBLY (Pri.) .....	
23)	METERING-ROD (Pri.) .....	SEE PAGE 93
24)	SPRING-POWER PISTON .....	SEE PAGE 75 & 76
25)	INSERT-FLOAT BOWL .....	
26)	HINGE PIN-FLOAT .....	SEE PAGE 86
27)	FLOAT & LEVER ASSEMBLY .....	SEE PAGE 86
28)	PULL CLIP-FLOAT NEEDLE .....	
29)	SCREW-NEEDLE DIAPH. RETAINER .....	**
30)	RETAINER-NEEDLE DIAPH. ....	
31)	NEEDLE & DIAPH. ASSEMBLY .....	
31A)	NEEDLE, SEAT & GASKET ASSY. ....	SEE PAGE 91
32)	PLUG-PUMP DISCHARGE BALL .....	
33)	BALL-PUMP DISCHARGE .....	SEE PAGE 73
34)	JETS- (Pri.) .....	120-Series
35)	SCREW-IDLE COMPENSATOR COVER ...	**
36)	COVER-IDLE COMPENSATOR .....	
37)	IDLE COMPENSATOR ASSEMBLY .....	
38)	GASKET-IDLE COMPENSATOR .....	G604
39)	SCREW-THROTTLE BODY .....	**
40)	THROTTLE BODY ASSEMBLY .....	
41)	NEEDLES-IDLE ADJUSTING .....	SEE PAGE 75
42)	SPRINGS-IDLE ADJUSTING NEEDLE .....	SEE PAGE 75
43)	GASKET-THROTTLE BODY .....	SEE PAGE 83
44)	HOSE-VACUUM .....	5/32HOSE
45)	SCREW-VACUUM BREAK CONTROL .....	**
46)	VACUUM BREAK CONTROL .....	SEE PAGE 87 & 88
47)	CAM-FAST IDLE .....	SEE PAGE 79
48)	LEVER-LOCKOUT (Sec.) .....	
49)	LEVER-INTERMEDIATE CHOKE .....	85-157
50)	SCREW-STAT RETAINER .....	**
51)	RETAINER-STAT COVER .....	SEE PAGE 73
52)	STAT COVER & SPRING ASSEMBLY .....	SEE PAGE 88
53)	GASKET-STAT COVER .....	SEE PAGE 80
54)	PLATE-CHOKE BAFFLE .....	
55)	SCREW-STAT HOUSING .....	**
56)	HOUSING CHOKE & VACUUM BREAK ....	
57)	GASKET-CHOKE HOUSING .....	SEE PAGE 80
58)	BOWL ASSEMBLY-FLOAT .....	

( 120- Series ) SEE JET CHART AT END OF ROCHESTER SECTION  
( \*\* ) REFER TO SCREW CATALOG



# ROCHESTER

## E4MC, E4ME, M4MC, M4MCA, M4ME, M4MEA, M4MEF



REF#	NOMENCLATURE	PART#
1)	SCREW-SOLENOID .....	**
2)	SOLENOID-IDLE SPEED .....	SEE WC# 27-99
3)	SCREW-REAR VACUUM BREAK .....	**
4)	REAR-VACUUM BREAK .....	SEE PAGE 87
5)	CONNECTING ROD-REAR VAC. BREAK .....	SEE PAGE 78
6)	SCREW-FROM VAC. BREAK .....	**
7)	FROM VAC. BREAK & HOSE ASSY. ....	SEE PAGE 87 & 88
8)	CONNECTING ROD-FROM VAC. BREAK ...	SEE PAGE 78
9)	LEVER-PUMP .....	**
10)	ROD-PUMP .....	SEE PAGE 77 & 78
11)	PLUNGER-ACTUATOR .....	**
12)	SCREW-CHOKE LEVER .....	**
13)	LEVER-CHOKE SHAFT .....	SEE PAGE 79
14)	ROD-CHOKE .....	SEE PAGE 77 & 78
15)	SCREW-METERING RODS (Sec.) .....	**
16)	HOLDER-METERING RODS (Sec.) .....	**
17)	METERING-RODS (Sec.) .....	**
18)	SCREW-BOWL COVER (Long) .....	**
19)	SCREW-BOWL COVER .....	**
20)	BAFFLE-AIR .....	**
21)	SCREW-BOWL COVER .....	**
22)	BOWL COVER ASSEMBLY .....	**
23)	COVER-AIR BLEED VALVE .....	**
24)	VALVE-IDLE AIR BLEED .....	**
25)	O-RING-VALVE (Upper) .....	SEE PAGE 80
26)	O-RING-VALVE (Lower) .....	SEE PAGE 80
27)	RETAINER-PUMP STEM SEAL .....	SEE PAGE 73
28)	SEAL-PUMP STEM .....	SEE PAGE 73
29)	RETAINER-TPS PLUNGER SEAL .....	SEE PAGE 73
30)	SEAL-TPS PLUNGER .....	SEE PAGE 73
31)	PLUNGER-SOLENOID .....	P/O MCS
32)	GASKET-BOWL COVER .....	SEE PAGE 81 & 82
33)	PUMP-PLUNGER ASSEMBLY .....	SEE PAGE 89
34)	SPRING-PUMP .....	SEE PAGE 75 & 76
35)	BAFFLE-PUMP WELL .....	**
36)	THROTTLE POSITION SENSOR ASSY. ....	SEE PAGE 86
37)	SPRING-TPS .....	SEE PAGE 75 & 76
38)	INSERT-FLOAT BOWL .....	**
39)	METERING-ROD .....	SEE PAGE 93
40)	GASKET-BOWL COVER (To Connector) ..	SEE PAGE 81
41)	SCREW-CONNECTOR .....	**
42)	SCREW-LEAN MIXTURE (Sol. Adj.) .....	P/O MCS
43)	SOLENOID & CONNECTOR ASSY. ....	SEE PAGE 86
44)	SPRING-LEAN MIXTURE SCREW .....	P/O MCS
45)	SPRING-SOLENOID .....	P/O MCS
46)	INSERT-WELL .....	P/O MCS
47)	FLOAT & LEVER ASSEMBLY .....	SEE PAGE 86
48)	HINGE PIN-FLOAT .....	SEE PAGE 86
49)	NEEDLE, SEAT & GASKET ASSY. ....	SEE PAGE 91
50)	PLUG-PUMP DISCHARGE BALL .....	**
51)	BALL-PUMP DISCHARGE .....	SEE PAGE 73
52)	FILTER NUT-FUEL INLET .....	SEE PAGE 90 & 91
53)	GASKET-FILTER NUT .....	SEE PAGE 80
54)	FILTER-FUEL .....	SEE PAGE 74
55)	SPRING-FILTER .....	SEE PAGE 75 & 76
56)	SCREW-RIVET RETAINER .....	**
57)	RETAINER-CHOKE COVER .....	SEE PAGE 73
58)	CHOKE COVER ASSEMBLY .....	SEE PAGE 88
59)	GASKET-CHOKE COVER .....	SEE PAGE 80
60)	SCREW-CHOKE HOUSING .....	**
61)	CHOKE HOUSING ASSEMBLY .....	**
62)	LEVER-INTERMEDIATE CHOKE .....	85-157
63)	SCREW-STAT COIL LEVER .....	**
64)	LEVER-STAT COIL .....	**
65)	SHAFT ASSY.-INTERMEDIATE CHOKE ...	**
66)	CAM-FAST IDLE .....	SEE PAGE 79
67)	SEAL-CHOKE HOUSING .....	SEE PAGE 80
68)	CAM-LOCKOUT (Sec.) .....	**
69)	SEAL-INTERMEDIATE CHOKE SHAFT ....	SEE PAGE 73
70)	TUBE-VACUUM PASSAGE .....	85-170
71)	SCREW-THROTTLE BODY .....	**
72)	FLOAT-BOWL ASSEMBLY .....	**
73)	GASKET-THROTTLE BODY .....	SEE PAGE 83
74)	PLUG-IDLE NEEDLE .....	SEE PAGE 73
75)	NEEDLE & SPRING ASSEMBLY .....	SEE PAGE 75
76)	THROTTLE BODY ASSEMBLY .....	**

( 120- Series ) SEE JET CHART AT END OF ROCHESTER SECTION  
( \*\* ) REFER TO SCREW CATALOG

# ROCHESTER

## **Walker** 4MC, 4MV, E4MC, E4ME, M4MC, M4MCA, M4ME, M4MEA, M4MEF

<b>83-1</b> CHECK BALL ( 5/32" Lead )	<b>83-3</b> CHECK BALL ( 3/16" Lead )	<b>83-4</b> CHECK BALL ( 1/4" Lead )	<b>83-6</b> CHECK BALL ( 19/64" Lead )	<b>90-13</b> CHECK BALL ( 3/16" Steel )	<b>90-19</b> CHECK BALL ( 3/16" Aluminum )	<b>62-56</b> ROD RETAINER	<b>62-46</b> ROD RETAINER
<b>62-83</b> PUMP ROD RETAINER	<b>62-42</b> E-CLIP RETAINER	<b>62-48</b> ROD CLIP RETAINER 3/32"	<b>62-44</b> ROD CLIP RETAINER 1/8"	<b>85-237</b> CHOKE COVER RETAINER	<b>85-203</b> CHOKE COVER RETAINER	<b>85-297</b> CHOKE COVER RETAINER	<b>62-52</b> FAST IDLE ROD CLIP RETAINER
<b>62-53</b> ROD END CLIP RETAINER	<b>62-108</b> THROTTLE ARM STUD RETAINER	<b>85-93</b> PUMP DELAYER SPRING RETAINER	<b>85-85</b> PUMP PLUNGER SPRING RETAINER	<b>85-150</b> METERING ROD PISTON RETAINER	<b>62-74</b> TRIANGULAR RETAINER	<b>0-86</b> PLUG ( 1/4" Aluminum )	<b>0-99</b> PLUG ( 1/4" Aluminum )
<b>0-110</b> IDLE PORT PLUG ( 11/32" Alum. )	<b>0-50</b> HIGH SPEED PASSAGE PLUG ( 21/64" Alum. )	<b>0-70</b> PUMP JET RIVET PLUG ( 27/64" Alum. )	<b>0-112</b> T. P. S. PLUG ( 3/16" Alum. )	<b>0-111</b> MIXTURE SCREW PLUG ( 7/32" Alum. )	<b>85-146 85-262</b> BLEED RESTRICTOR ( 1/8" )	<b>85-114</b> MAIN METERING BODY PLUG ( 1/4" Alum. )	<b>85-53</b> EXPANSION PLUG ( 5/16" Alum. )
<b>85-49</b> EXPANSION PLUG ( 7/16" Alum. )	<b>85-50</b> EXPANSION PLUG ( 3/8" Alum. )	<b>85-47</b> EXPANSION PLUG ( 9/16" Alum. )	<b>85-58</b> EXPANSION PLUG ( 1/2" Alum. )	<b>85-91</b> PUMP PLUNGER RETAINER PLUG ( .405" Alum. )	<b>85-90</b> PLUG ( .442" Alum. )	<b>85-111</b> SEC. METERING WELL PLUG ( .450" Alum. )	<b>85-77</b> PLUG ( .500" Alum. )
<b>Metering Jets</b>							
See Back Of Rochester Section	<b>G689</b> RUBBER VENT VALVE	<b>G681</b> RUBBER VENT VALVE	<b>64-352</b> PUMP STEM SEAL	<b>64-265</b> CHOKE SHAFT SEAL	<b>64-353</b> INTERMEDIATE CHOKE SHAFT SEAL	<b>G622</b> THROTTLE LEVER GROMMET	
<b>G658</b> SECONDARY WELL SEAL SPONGE	<b>G600-5</b> RUBBER CAP ( 1/8" )	<b>G652</b> RUBBER CAP ( 5/32" )	<b>G600-1</b> RUBBER CAP ( 7/32" )	<b>G665</b> RUBBER CAP ( 3/8" )	<b>G600-6</b> RUBBER CAP ( 1/2" )	<b>G716</b> RUBBER BOOT	

# ROCHESTER

## Walker 4MC, 4MV, E4MC, E4ME, M4MC, M4MCA, M4ME, M4MEA, M4MEF



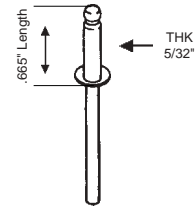
**5/32 HOSE**  
VACUUM HOSE



**85-104**  
PLASTIC CAM



**85-120**  
IDLE LIMITER  
CAP



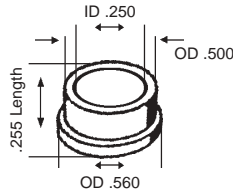
**916F**  
CHOKE COVER  
POP RIVET



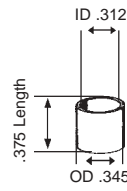
**22-17**  
PLASTIC THROTTLE  
LEVER BUSHING



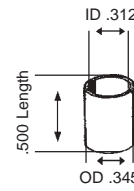
**22-131**  
PLASTIC CHOKE  
COVER BUSHING



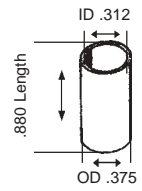
**22-46**  
STEEL QUAD  
CAM BUSHING



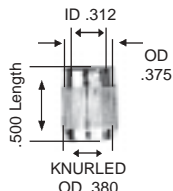
**22-51**  
BRASS BUSHING  
( Shaft Size 5/16" )



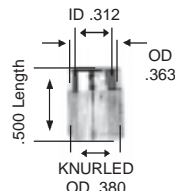
**22-27**  
BRASS BUSHING  
( Shaft Size 5/16" )



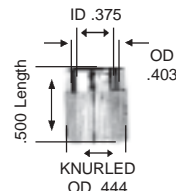
**22-127**  
BRASS BUSHING  
( Shaft Size 5/16" )



**22-124**  
BRASS BUSHING  
( Shaft Size 5/16" )



**22-15**  
BRASS BUSHING  
( Shaft Size 5/16" )




**22-83**  
BRASS BUSHING  
( Shaft Size 3/8" )



**30-65**  
FUEL FILTER  
CHECK VALVE



**30-53**  
SINTERED BRONZE  
FUEL FILTER



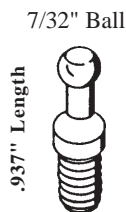
**30-54** w/o check valve  
**30-59** w/ check valve  
**1" FUEL FILTER**



**30-55** w/o check valve  
**30-60** w/ check valve  
**2" FUEL FILTER**



**80-194**  
STUD



7/32" Ball  
.937" Length  
1/4-20 Threads  
**22-25**  
THROTTLE LEVER  
BALL STUD



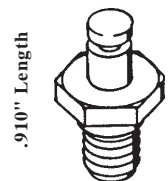
1/4" Ball  
1.020" Length  
5/16-18 Threads  
**22-70**  
THROTTLE LEVER  
BALL STUD



.699" Length  
1/4-20 Threads  
**22-73**  
THROTTLE LEVER  
STUD



.875" Length  
5/16-18 Thread  
**22-72**  
THROTTLE LEVER  
STUD



.910" Length  
5/16-18 Threads  
**22-69**  
THROTTLE LEVER  
STUD



# ROCHESTER

## **Walker** 4MC, 4MV, E4MC, E4ME, M4MC, M4MCA, M4ME, M4MEA, M4MEF



**75-57**  
T.P.S.  
SCREW



**75-58**  
T.P.S.  
SCREW



**16-116**  
IDLE MIXTURE  
SCREW



**16-139**  
IDLE MIXTURE  
SCREW  
( 4MX.50X1.266 )



**16-114**  
IDLE MIXTURE  
SCREW  
( M4X.50X1.266 )



**16-100**  
IDLE MIXTURE  
SCREW  
( 10-32X1.265 )



**16-122**  
IDLE MIXTURE  
SCREW  
( 10-32X1.311 )



**16-101**  
IDLE MIXTURE  
SCREW  
( 10-32X1.600 )



**16-106**  
IDLE MIXTURE  
SCREW  
( 10-32X1.600 )



**16-99**  
IDLE MIXTURE  
SCREW  
( 10-32X1.750 )



**16-98**  
IDLE MIXTURE  
SCREW  
( 10-32X1.787 )



**16-102**  
IDLE MIXTURE  
SCREW  
( 10-32X1.825 )



**16-130**  
IDLE MIXTURE  
SCREW  
( 10-32X1.850 )




**16-138**  
IDLE MIXTURE  
SCREW  
( 10-32X2.055 )



**80-2**  
THROTTLE  
PLATE SCREW  
( 3-48X1/4" )



**80-42**  
CHOKE COVER  
SCREW  
( 8-32X5/16" )



**80-99**  
CHOKE COVER  
SCREW  
( 10-24X3/8" )



**80-221**  
CHOKE COVER  
SCREW  
( Self Tapping )  
( 10-24X3/8" )



**80-86**  
BOWL COVER  
SCREW  
( 10-32X7/8" )



**85-18**  
PUMP DISCHARGE  
SPRING " T " GUIDE



**66-53**  
METERING ROD  
SPRING



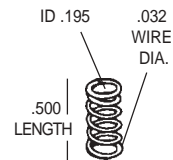
**66-101**  
METERING ROD  
SPRING



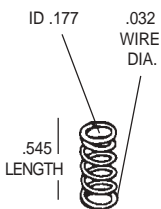
**66-76**  
PUMP PLUNGER  
GARTER SPRING



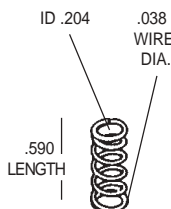
**66-66**  
THROTTLE CLOSING  
SPRING



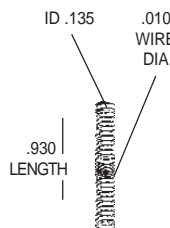
**66-1**  
IDLE ADJUSTING  
SCREW SPRING



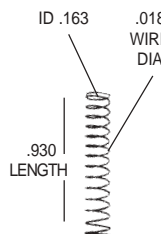
**66-83**  
IDLE MIXTURE  
SCREW SPRING



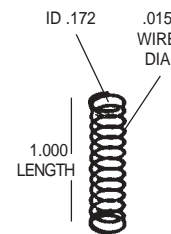
**66-51**  
IDLE ADJUSTING  
SCREW SPRING



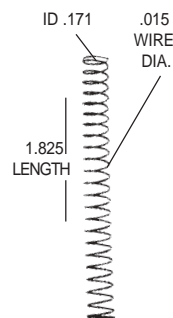
**66-16**  
PUMP DISCHARGE  
SPRING



**66-54**  
POWER PISTON  
SPRING



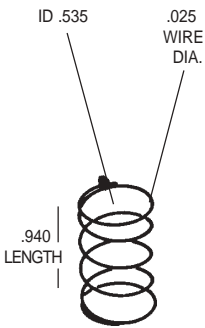
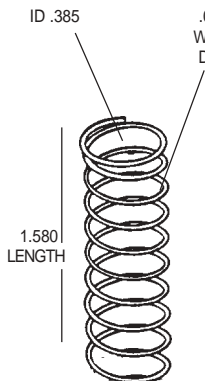
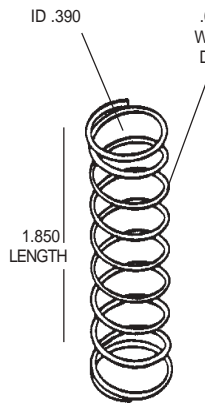
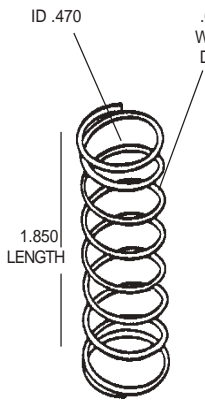
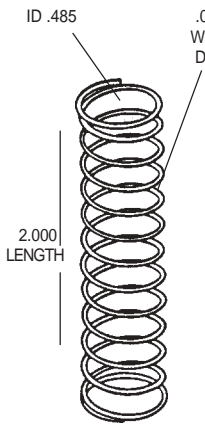











**66-55**  
POWER PISTON  
SPRING



**66-73**  
POWER PISTON  
SPRING

# ROCHESTER

## Walker 4MC, 4MV, E4MC, E4ME, M4MC, M4MCA, M4ME, M4MEA, M4MEF

 <p>ID .535 .025 WIRE DIA. .940 LENGTH</p> <p><b>66-37</b> FUEL FILTER INLET SPRING</p>	 <p>ID .385 .025 WIRE DIA. 1.580 LENGTH</p> <p><b>66-15</b> PUMP RETURN SPRING</p>	 <p>ID .390 .026 WIRE DIA. 1.850 LENGTH</p> <p><b>66-30</b> PUMP RETURN SPRING</p>	 <p>ID .470 .040 WIRE DIA. 1.850 LENGTH</p> <p><b>66-144</b> PUMP DELAYER SPRING</p>	 <p>ID .485 .037 WIRE DIA. 2.000 LENGTH</p> <p><b>66-44</b> PUMP DELAYER SPRING</p>	
 <p><b>85-170</b> CHOKE HOUSING TUBE SEAL</p>	 <p><b>17-50</b> BRASS TUBE OD .187"X1.000" Length</p>	 <p><b>17-149</b> BRASS TUBE OD .276"X1.000" Length</p>	 <p><b>17-62</b> BRASS TUBE OD .375"X1.000" Length</p>	 <p><b>17-27</b> BRASS TUBE OD .250"X1.130" Length</p>	
 <p><b>17-144</b> BRASS TUBE OD .187"X1.185" Length</p>	 <p><b>17-43</b> BRASS TUBE OD .315"X1.270" Length</p>	 <p><b>17-77</b> BRASS PASSAGE TUBE OD .250"X1.375" Length</p>	 <p><b>17-73</b> BRASS TUBE OD .562"X1.650" Length</p>	 <p><b>17-48</b> BRASS TUBE OD .187"X1.914" Length</p>	 <p><b>17-111</b> BRASS TUBE OD .156"X2.000" Length</p>



# ROCHESTER

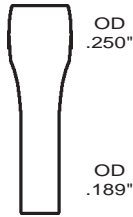
## **Walker** 4MC, 4MV, E4MC, E4ME, M4MC, M4MCA, M4ME, M4MEA, M4MEF



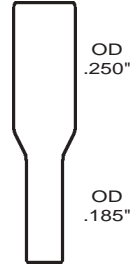
**17-188**  
VENT TUBE  
OD.375X1.125" Length



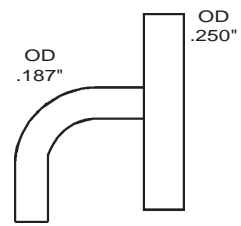
**17-98**  
VENT TUBE  
OD.094X1.390" Length



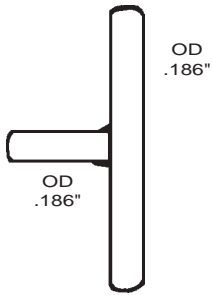
**17-108**  
STEEL SPARK  
VALVE TUBE  
1.086" Length



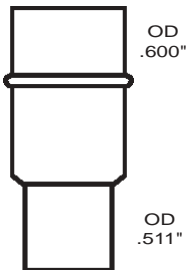
**17-109**  
STEEL TUBE  
1.363" Length



**17-114**  
STEEL TUBE  
1.120" Length



**17-104**  
STEEL "T" TUBE  
1.578" Length



**17-42**  
STEEL SMOG TUBE  
1.301" Length



**17-57**  
STEEL TUBE  
OD .250"X1.165" Length



**17-40**  
STEEL TUBE  
OD .375"X1.365" Length




**17-131**  
BRASS TUBE  
OD .382"X1.718" Length



**17-123**  
STEEL TUBE  
OD .250"X1.885" Length



**17-157**  
BRASS TUBE  
OD .093"X1.212" Length



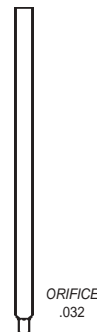
**17-91**  
BRASS TUBE  
OD .125"X1.430" Length



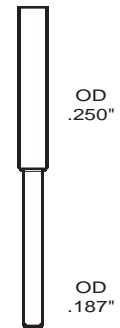
**17-74**  
BRASS TUBE  
OD .093"X1.830" Length



**17-92**  
STEEL TUBE  
OD .093"X1.875" Length



**17-120**  
BRASS TUBE  
OD .093"X2.027" Length



**17-135**  
BRASS TUBE  
2.755" Length



**R102**  
CHOKE ROD



**R67**  
CHOKE ROD



**R91**  
CHOKE ROD



**R66**  
CHOKE ROD



**R105**  
CHOKE ROD

# ROCHESTER

## **Walker** 4MC, 4MV, E4MC, E4ME, M4MC, M4MCA, M4ME, M4MEA, M4MEF



**R63**  
PUMP ROD



**R114**  
PUMP ROD



**R65**  
ROD PUMP



**R124**  
INTERMEDIATE CHOKE  
ROD



**R68**  
VACUUM BRAKE  
ROD



**R84**  
VACUUM BRAKE  
ROD



**R109**  
VACUUM BRAKE  
ROD



**R93**  
VACUUM BRAKE  
ROD



**50-42**  
AUX. VACUUM  
BRAKE LINK



**R127**  
SEC. VACUUM  
BRAKE ROD



**R103**  
SEC. THROTTLE  
ROD



**R122**  
CHOKE PULL-OFF  
LINK



**R128**  
VACUUM BRAKE  
LINK



**R139**  
AUX. VACUUM  
BRAKE LINK



**R126**  
AUX. VACUUM  
BRAKE ROD

# ROCHESTER

## **Walker** 4MC, 4MV, E4MC, E4ME, M4MC, M4MCA, M4ME, M4MEA, M4MEF



**#2**  
RAMER .312  
W/ .302 PILOT



**#4**  
REAMER .375  
W/ .364 PILOT

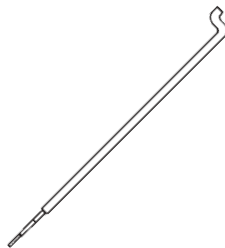


**#6**  
REAMER .441  
W/ .360 PILOT



**#9**  
REAMER .373  
W/ .302 PILOT

*For More Primary&Secondary Rods See Page # 93*



**130-43** ( .043 dia. )  
**130-45** ( .043 dia. )  
**130-50** ( .050 dia. )

METERING ROD

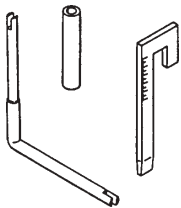
*For Secondary Hangers See Page # 93*




Secondary Hanger



**Fig. A - Hanger**  
Dimension Reference



**#814**  
MIXTURE CONTROL  
ADJ. KIT



**85-157**  
INTERNAL CHOKE  
LEVER



**85-210**  
CHOKE  
LEVER



**85-211**  
CHOKE SHAFT  
LEVER



**85-316**  
THROTTLE PLATE  
Size 1" 3/8



**85-143**  
FAST IDLE  
CAM



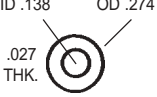
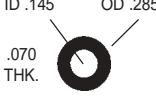
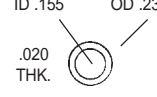
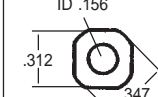
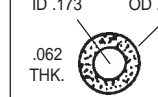
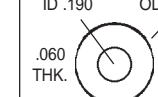
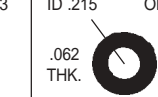
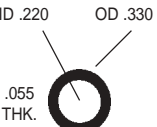
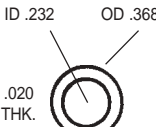
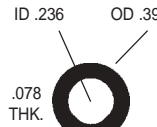
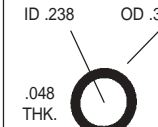
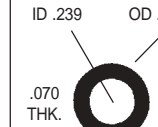
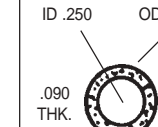
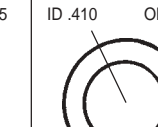
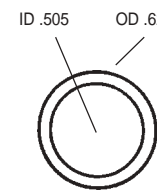
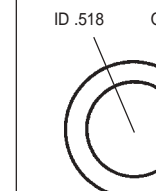
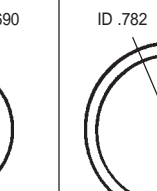
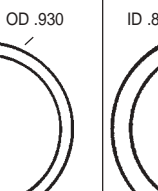

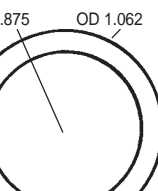
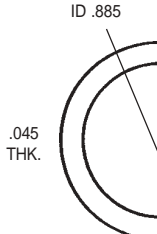

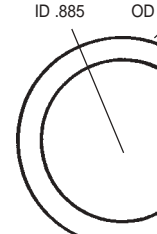
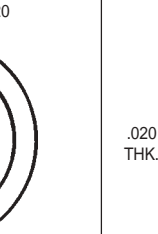
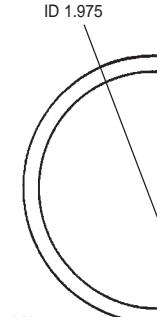
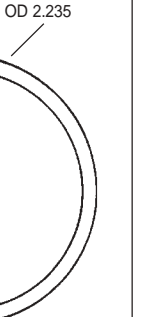

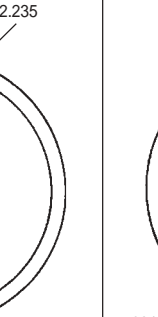
**85-144**  
FAST IDLE  
CAM



**85-145**  
FAST IDLE  
CAM

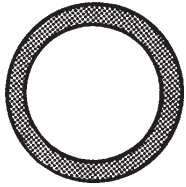
# ROCHESTER

## Walker 4MC, 4MV, E4MC, E4ME, M4MC, M4MCA, M4ME, M4MEA, M4MEF

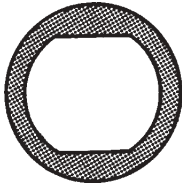
 <p><b>85-175</b> METERING ROD WASHER ( Steel )</p>	 <p><b>G274</b> SECONDARY TUBE SEAL O-RING ( Buna )</p>	 <p><b>971F</b> NEEDLE &amp; SEAT GASKET ( Aluminun )</p>	 <p><b>G619</b> CHOKE PASSAGE WASHER ( Thk .062 )</p>	 <p><b>G282</b> CHOKE HOUSING GASKET ( Cork )</p>	 <p><b>619F</b> STEEL WASHER</p>	 <p><b>G1266</b> HOT AIR PASSAGE GASKET ( Rubber )</p>
 <p><b>696F</b> THERM CUT OFF VALVE O-RING ( Buna )</p>	 <p><b>G1216</b> PUMP STEM RETAINER ( Steel )</p>	 <p><b>689F</b> SOLENOID VALVE O-RING( Buna )</p>	 <p><b>G929</b> VACUUM PISTON SEAL O-RING</p>	 <p><b>G272</b> PUMP STEM SEAL O-RING ( Buna )</p>	 <p><b>G604</b> IDLE COMPENSATOR GASKET ( Cork )</p>	 <p><b>G494</b> FUEL FILTER GASKET ( Fiber )</p>
 <p><b>G989</b> NEEDLE &amp; SEAT WASHER ( Fiber )</p>	 <p><b>361F</b> FUEL INLET GASKET ( Fiber )</p>	 <p><b>G816</b> FUEL INLET FITTING GASKET ( Nylon )</p>	 <p><b>G1126</b> FUEL FITTING GASKET ( Nylon )</p>	 <p><b>G778</b> FUEL INLET NUT GASKET ( Alum. + Rubber )</p>	 <p><b>G418</b> FUEL INLET NUT GASKET ( Fiber )</p>	
 <p><b>G1125</b> FUEL INLET NUT GASKET ( Fiber )</p>	 <p><b>G586</b> FUEL INLET NUT GASKET ( Fiber )</p>	 <p><b>G1502</b> FUEL INLET NUT GASKET ( Alum. + Rubber )</p>	 <p><b>G1200</b> CHOKE COVER GASKET</p>			
 <p><b>G1032</b> CHOKE COVER GASKET</p>	 <p><b>G978</b> CHOKE COVER GASKET</p>	 <p><b>G175</b> CHOKE COVER GASKET</p>	 <p><b>G702</b> AIR CLEANER GASKET</p>			

# ROCHESTER

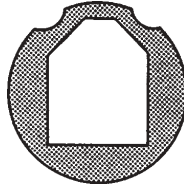
## **Walker** 4MC, 4MV, E4MC, E4ME, M4MC, M4MCA, M4ME, M4MEA, M4MEF



**G1106**  
ECM CONNECTOR TO  
BOWL COVER GASKET



**G1107**  
ECM CONNECTOR TO  
BOWL COVER GASKET




**G1297**  
DCP SOLENOID TO  
BOWL COVER GASKET



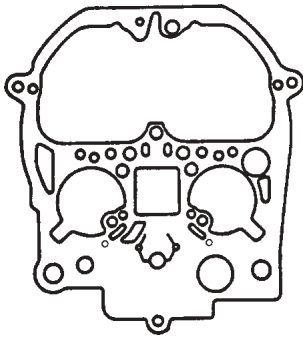
**G957**  
COVER PLATE  
GASKET



**G880**  
VENT VALVE  
GASKET

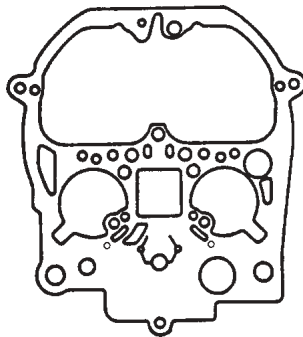


**G715**  
VALVE  
COVER GASKET

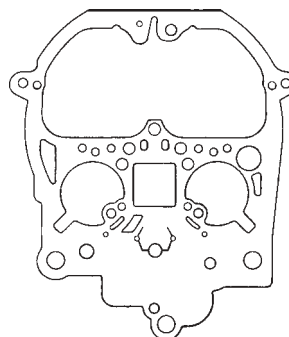


**G718**  
BOWL COVER GASKET  
1/32" THK.

=

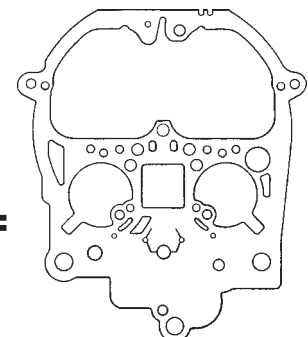


**G1236**  
BOWL COVER GASKET  
3/64" THK.

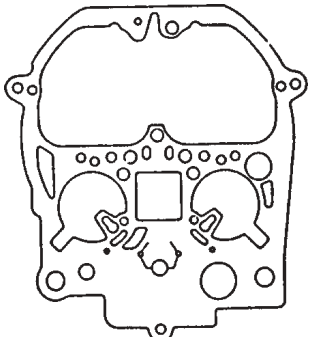


**G1025**  
BOWL COVER GASKET  
1/32" THK.

=

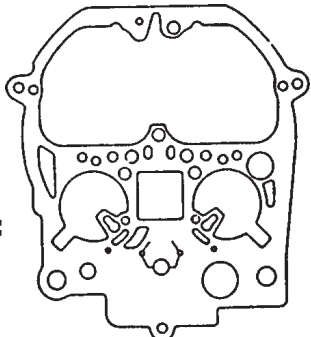


**G1238**  
BOWL COVER GASKET  
3/64" THK.

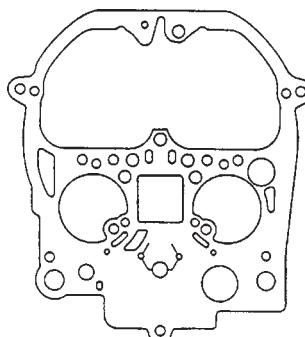


**G972**  
BOWL COVER GASKET  
1/32" THK.

=

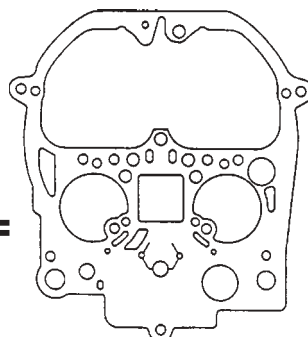


**G1237**  
BOWL COVER GASKET  
3/64" THK.

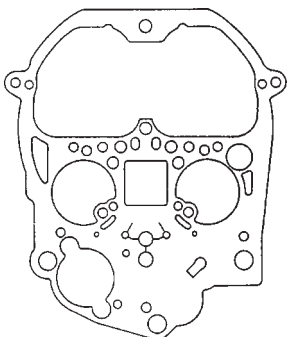


**G616**  
BOWL COVER GASKET  
1/32" THK.

=

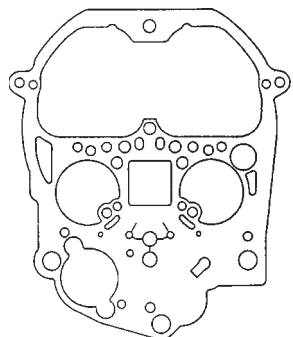


**G1159**  
BOWL COVER GASKET  
3/64" THK.

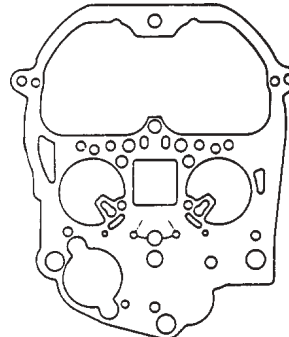


**G896**  
BOWL COVER GASKET  
1/32" THK.

=

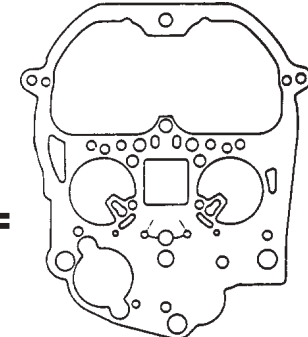


**G1231**  
BOWL COVER GASKET  
3/64" THK.



**G1024**  
BOWL COVER GASKET  
1/32" THK.

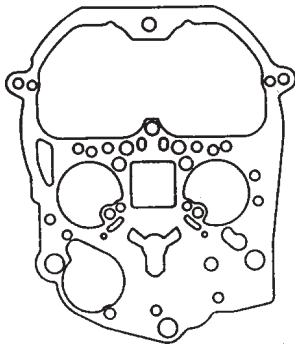
=



**G1234**  
BOWL COVER GASKET  
3/64" THK.

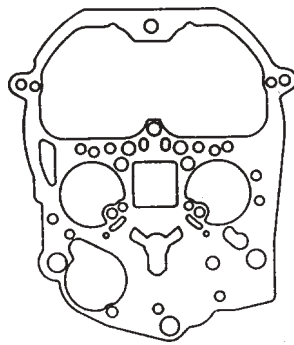
# ROCHESTER

## **Walker** 4MC, 4MV, E4MC, E4ME, M4MC, M4MCA, M4ME, M4MEA, M4MEF

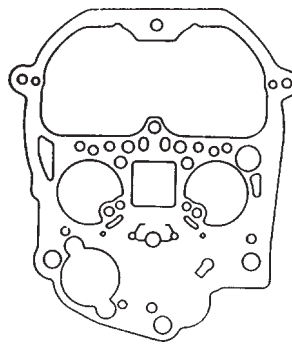


**G1230**  
BOWL COVER GASKET  
1/32" THK.

=

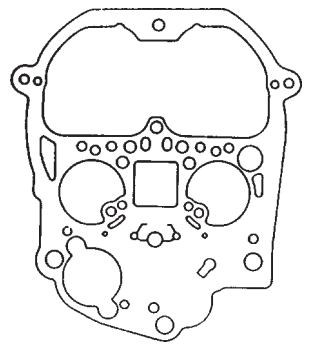


**G1310**  
BOWL COVER GASKET  
3/64" THK.

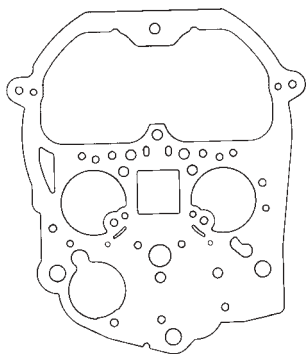


**G893**  
BOWL COVER GASKET  
1/32" THK.

=

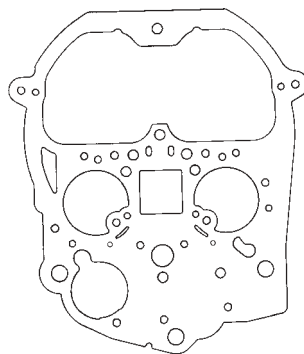


**G1232**  
BOWL COVER GASKET  
3/64" THK.

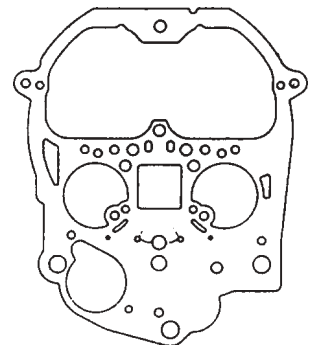


**G1131**  
BOWL COVER GASKET  
1/32" THK.

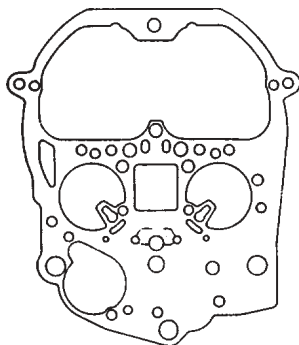
=



**G1235**  
BOWL COVER GASKET  
3/64" THK.

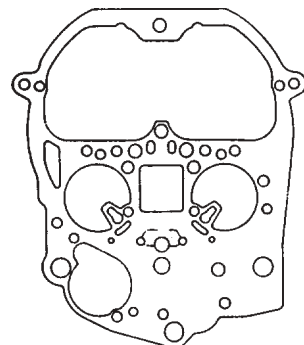


**G1349**  
BOWL COVER GASKET  
1/32" THK.

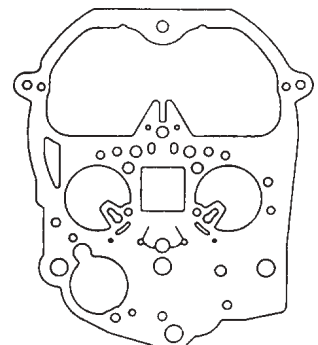


**G1130**  
BOWL COVER GASKET  
1/32" THK.

=



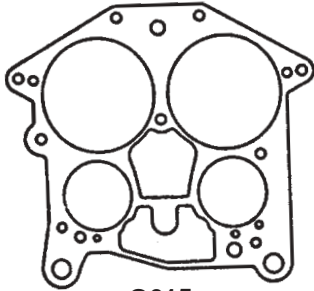
**G1250**  
BOWL COVER GASKET  
3/64" THK.



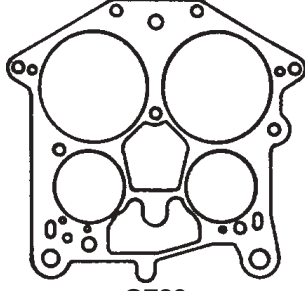
**G1282**  
BOWL COVER GASKET  
1/32" THK.

# ROCHESTER

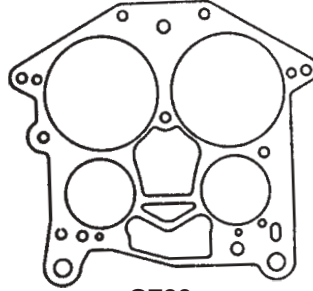
## **Walker** 4MC, 4MV, E4MC, E4ME, M4MC, M4MCA, M4ME, M4MEA, M4MEF



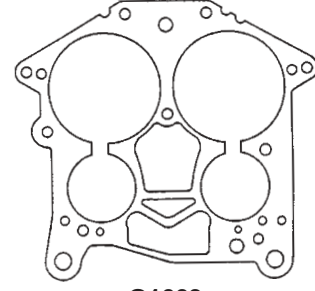
**G615**  
THROTTLE BODY GASKET  
1/8" THK.



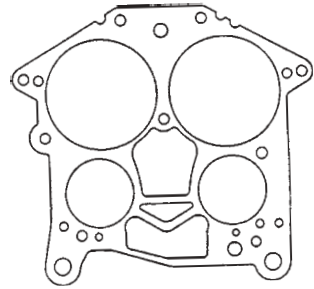
**G783**  
THROTTLE BODY GASKET  
1/8" THK.



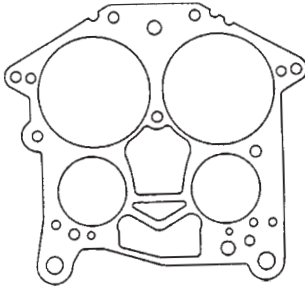
**G720**  
THROTTLE BODY GASKET  
1/8" THK.



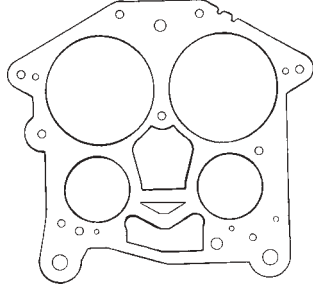
**G1663**  
THROTTLE BODY GASKET  
1/8" THK.



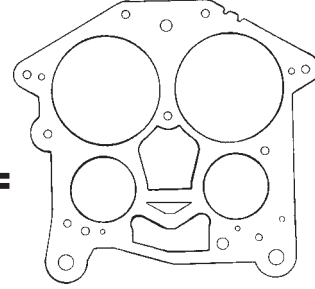
**G819**  
THROTTLE BODY GASKET  
1/8" THK.



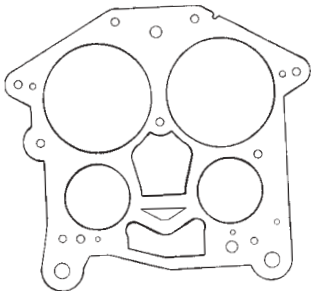
**G1764**  
THROTTLE BODY GASKET  
1/8" THK. ( Special Soft Material )



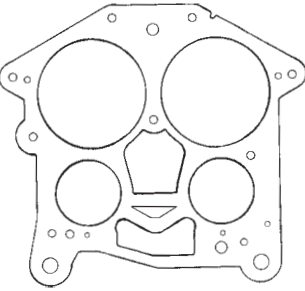
**G818**  
THROTTLE BODY GASKET  
1/8" THK.



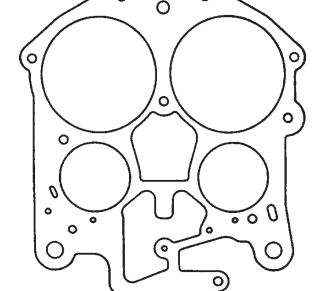
**G1781**  
THROTTLE BODY GASKET  
1/8" THK. ( Special Soft Material )



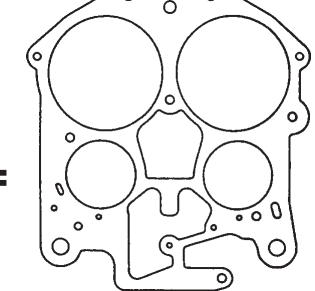
**G820**  
THROTTLE BODY GASKET  
1/8" THK.



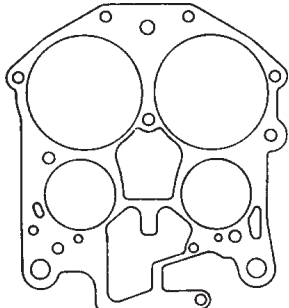
**G1797**  
THROTTLE BODY GASKET  
1/8" THK. ( Special Soft Material )



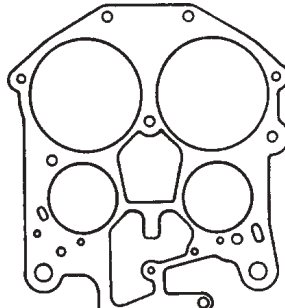
**G1298**  
THROTTLE BODY GASKET  
1/8" THK.



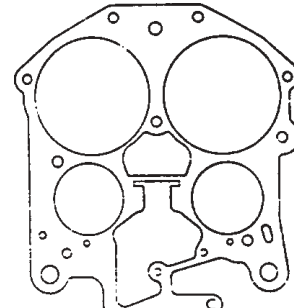
**G1702**  
THROTTLE BODY GASKET  
1/8" THK. ( Special Soft Material )



**G1299**  
THROTTLE BODY GASKET  
1/8" THK.



**G1350**  
THROTTLE BODY GASKET  
1/8" THK.

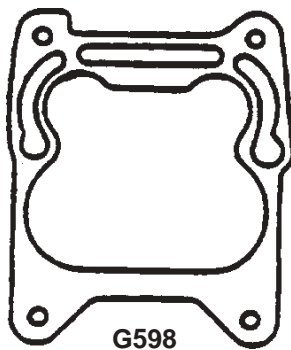


**G1081**  
THROTTLE BODY GASKET  
1/8" THK.

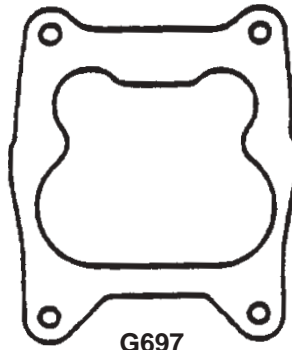


# ROCHESTER


## Walker 4MC, 4MV, E4MC, E4ME, M4MC, M4MCA, M4ME, M4MEA, M4MEF



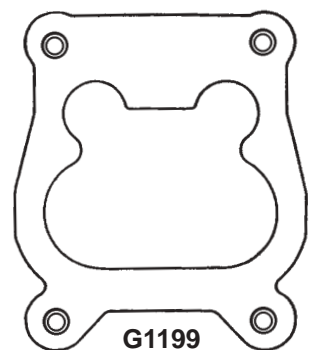
**G598**  
FLANGE GASKET  
1/16" THK.



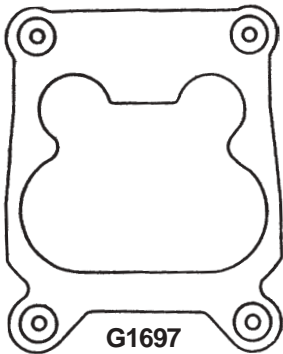
**G697**  
FLANGE GASKET  
1/16" THK.




**G842**  
FLANGE GASKET  
1/4" THK.



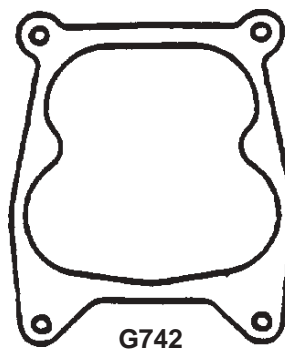
**G1199**  
FLANGE GASKET  
1/4" THK.



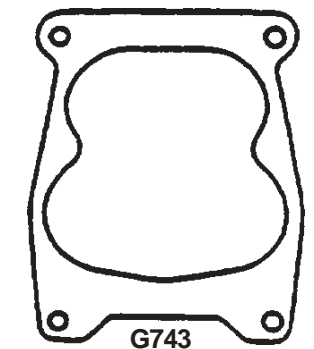
**G1697**  
FLANGE GASKET  
1/4" THK.



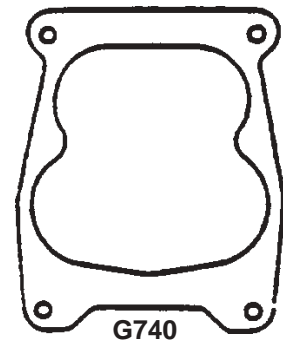
**G728**  
FLANGE GASKET  
1/4" THK.



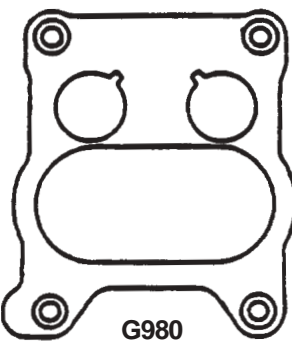
**G742**  
FLANGE GASKET  
1/16" THK.



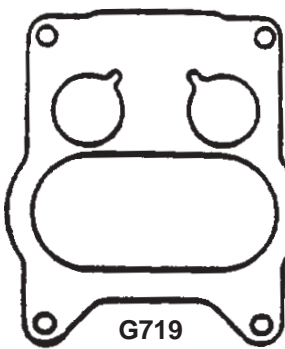
**G743**  
FLANGE GASKET  
1/64" THK.



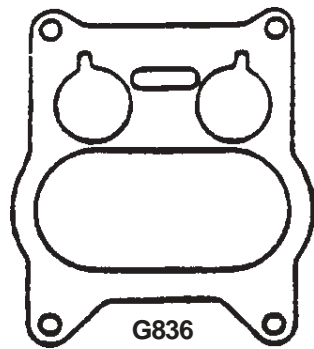
**G740**  
FLANGE GASKET  
5/32" THK.



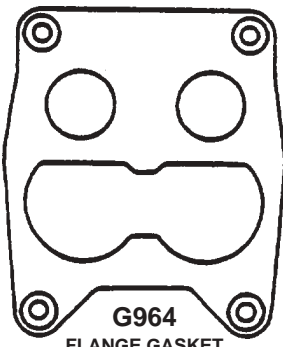
**G980**  
FLANGE GASKET  
9/64" THK.



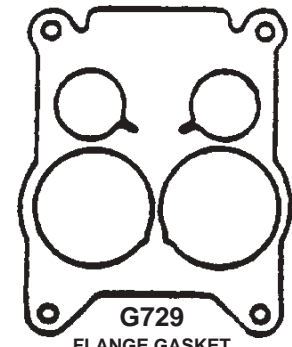
**G719**  
FLANGE GASKET  
1/8" THK.



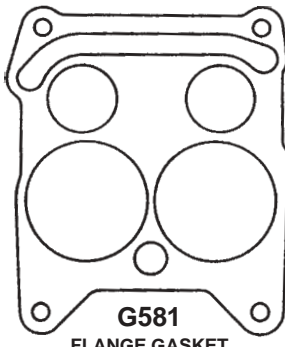
**G836**  
FLANGE GASKET  
THK. 1/16"



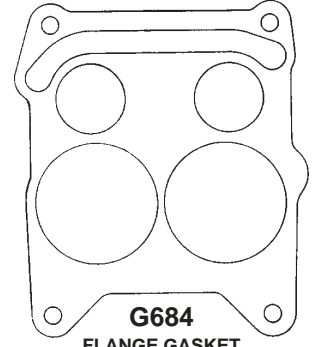
**G964**  
FLANGE GASKET  
9/64" THK.



**G729**  
FLANGE GASKET  
1/16" THK.



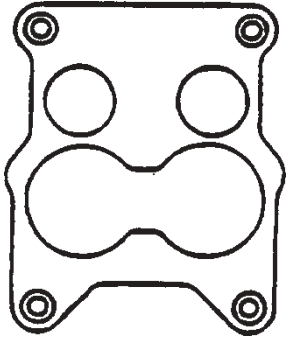
**G581**  
FLANGE GASKET  
1/16" THK.



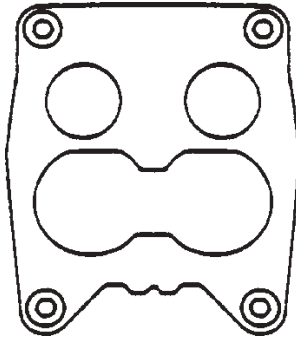
**G684**  
FLANGE GASKET  
1/16" THK.

# ROCHESTER

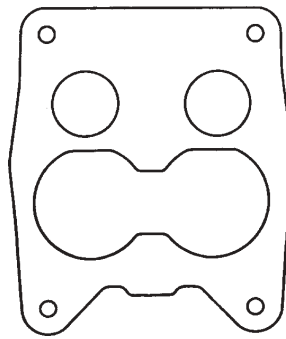
**Walker** 4MC, 4MV, E4MC, E4ME,  
M4MC, M4MCA, M4ME, M4MEA, M4MEF



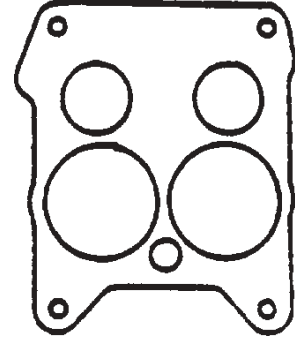
**G839**  
FLANGE GASKET  
THK. 1/8"



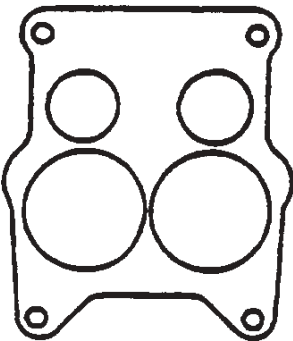
**G1043**  
FLANGE GASKET  
THK. 5/32"



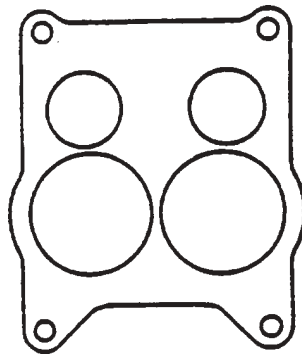
**G1198**  
FLANGE GASKET  
THK. 1/16"



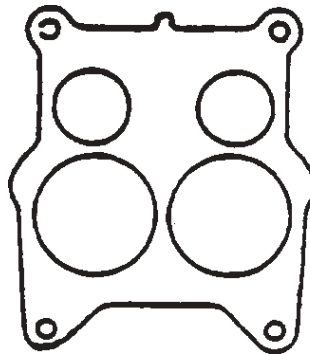
**G796**  
STEEL BAFFLE PLATE  
THK. .012



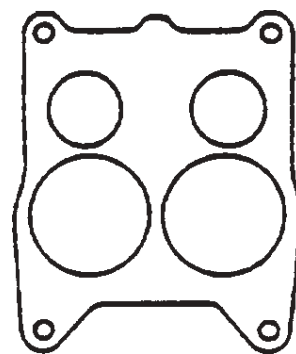
**G725**  
FLANGE GASKET  
THK. 1/8"



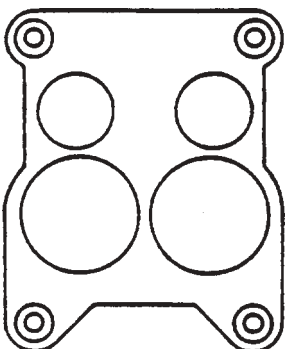
**G744**  
FLANGE GASKET  
THK. 1/8"



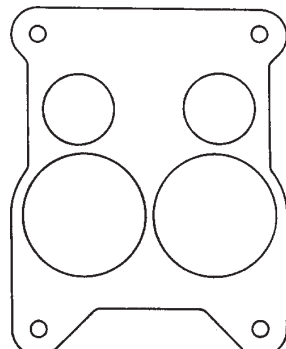
**G670**  
FLANGE GASKET  
THK. 1/8"



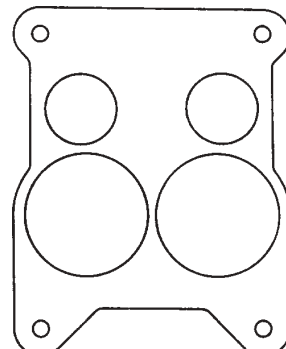
**G614**  
FLANGE GASKET  
THK. 1/16"



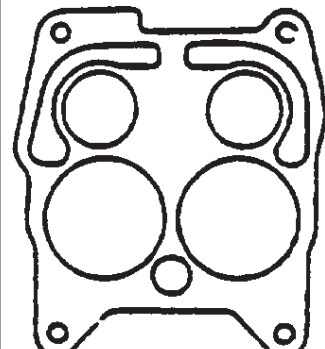
**G963**  
FLANGE GASKET  
THK. 1/4"



**G750**  
FLANGE GASKET  
1/16" THK.



**G948**  
STEEL BAFFLE PLATE  
THK. .020



**G596**  
FLANGE GASKET  
THK. 1/16"

# ROCHESTER

## Walker 4MC, 4MV, E4MC, E4ME, M4MC, M4MCA, M4ME, M4MEA, M4MEF



**85-139**  
FLOAT PIN  
REPAIR BRACKET



**32-28**  
ROLL PIN  
3/32" X 1/2"



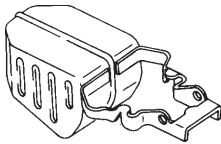
**32-74**  
FLOAT LEVER PIN  
3/32" X 1" 1/32



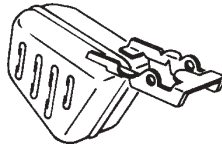
**32-77**  
FLOAT PIN  
.091" OD



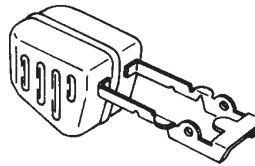
**32-63**  
FLOAT PIN  
.091" OD



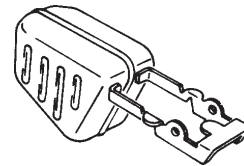
**100-85**  
BRASS FLOAT



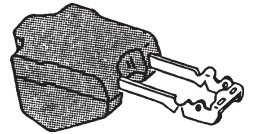
**100-36**  
BRASS FLOAT



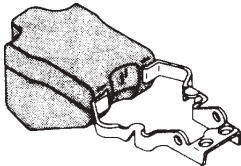
**100-35**  
BRASS FLOAT



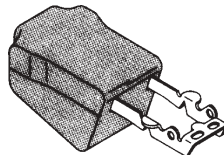
**100-27**  
BRASS FLOAT



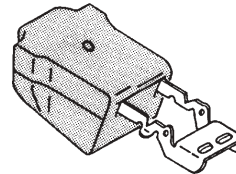
**100-17**  
NITROPHYL FLOAT



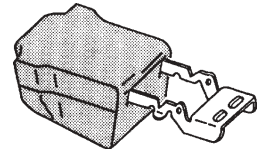
**100-44**  
NITROPHYL FLOAT



**100-7**  
NITROPHYL FLOAT



**100-128**  
NITROPHYL FLOAT



**100-6**  
NITROPHYL FLOAT



**318-1001**  
MIXTURE CONTROL  
SOLENOID



**318-1003**  
MIXTURE CONTROL  
SOLENOID



**318-2039**  
MIXTURE CONTROL  
SOLENOID



**85-423**  
M.C.S.  
FLOAT INSERT  
RETAINER



**319-1001**  
THROTTLE POSITION  
SENSOR



**85-365**  
M.C.S.  
TERMINAL



**319-1004**  
THROTTLE POSITION  
SENSOR

# ROCHESTER

## **Walker** 4MC, 4MV, E4MC, E4ME, M4MC, M4MCA, M4ME, M4MEA, M4MEF



**101-617**  
CHOKE PULL-OFF  
ASSEMBLY



**101-880**  
CHOKE PULL-OFF  
ASSEMBLY ( Primary )



**101-883**  
CHOKE PULL-OFF  
ASSEMBLY ( Primary )



**101-932**  
CHOKE PULL-OFF  
ASSEMBLY ( Primary )



**101-799**  
CHOKE PULL-OFF  
ASSEMBLY ( Auxiliary )



**101-982**  
CHOKE PULL-OFF  
ASSEMBLY



**101-809A**  
CHOKE PULL-OFF  
ASSEMBLY ( Auxiliary )



**101-993**  
CHOKE PULL-OFF  
ASSEMBLY ( Auxiliary )



**101-969**  
CHOKE PULL-OFF  
ASSEMBLY ( Auxiliary )



**101-1018**  
CHOKE PULL-OFF  
ASSEMBLY ( Auxiliary )



**101-1001**  
CHOKE PULL-OFF  
ASSEMBLY ( Auxiliary )



**101-1004**  
CHOKE PULL-OFF  
ASSEMBLY ( Auxiliary )



**101-747**  
CHOKE PULL-OFF  
ASSEMBLY



**101-1012**  
CHOKE PULL-OFF  
ASSEMBLY ( Auxiliary )



**101-797**  
CHOKE PULL-OFF  
ASSEMBLY



**101-797A**  
CHOKE PULL-OFF  
ASSEMBLY ( Auxiliary )



**101-1016**  
CHOKE PULL-OFF  
ASSEMBLY ( Auxiliary )



**101-1010**  
CHOKE PULL-OFF  
ASSEMBLY ( Auxiliary )



**101-573**  
CHOKE PULL-OFF  
ASSEMBLY



**101-722**  
CHOKE PULL-OFF  
ASSEMBLY



**101-720**  
CHOKE PULL-OFF  
ASSEMBLY



**101-609**  
CHOKE PULL-OFF  
ASSEMBLY



**101-710**  
CHOKE PULL-OFF  
ASSEMBLY ( Auxiliary )



**101-884**  
CHOKE PULL-OFF  
ASSEMBLY ( Auxiliary )



**101-726**  
CHOKE PULL-OFF  
ASSEMBLY

# ROCHESTER

## Walker 4MC, 4MV, E4MC, E4ME, M4MC, M4MCA, M4ME, M4MEA, M4MEF



**101-746**  
CHOKE PULL-OFF  
ASSEMBLY (Auxiliary)



**101-1017**  
CHOKE PULL-OFF  
ASSEMBLY (Auxiliary)



**101-424B**  
CHOKE PULL-OFF  
ASSEMBLY



**101-492A**  
CHOKE PULL-OFF  
ASSEMBLY (Primary)



**102-1001**  
CHOKE THERMOSTAT  
ASSEMBLY



**102-1040**  
CHOKE THERMOSTAT  
ASSEMBLY



**102-1054**  
CHOKE THERMOSTAT  
ASSEMBLY



**102-1002**  
CHOKE THERMOSTAT  
ASSEMBLY



**102-1011**  
CHOKE THERMOSTAT  
ASSEMBLY



**102-1072**  
CHOKE THERMOSTAT  
ASSEMBLY



**102-1019**  
CHOKE THERMOSTAT  
ASSEMBLY



**102-1020**  
CHOKE THERMOSTAT  
ASSEMBLY



**102-1039**  
CHOKE THERMOSTAT  
ASSEMBLY



**102-1038**  
CHOKE THERMOSTAT  
ASSEMBLY



**102-1021**  
CHOKE THERMOSTAT  
ASSEMBLY



**102-1073**  
CHOKE THERMOSTAT  
ASSEMBLY



**102-1012**  
CHOKE THERMOSTAT  
ASSEMBLY



**102-1048**  
CHOKE THERMOSTAT  
ASSEMBLY



**102-1006**  
CHOKE THERMOSTAT  
ASSEMBLY



**102-1061**  
CHOKE THERMOSTAT  
ASSEMBLY



**102-1005**  
CHOKE THERMOSTAT  
ASSEMBLY



**66-32**  
CHOKE THERMOSTAT  
SPRING



**66-91**  
BIMETALLIC  
CHOKE SPRING



**66-95**  
BIMETALLIC  
CHOKE SPRING



**66-107**  
BIMETALLIC  
CHOKE SPRING



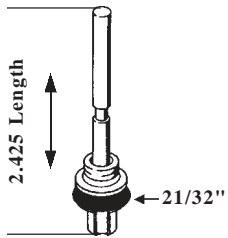
**40-2**  
PLASTIC CHOKE  
CAP



\* No Garter Spring

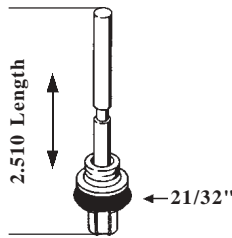
# ROCHESTER

# Walker 4MC, 4MV, E4MC, E4ME, M4MC, M4MCA, M4ME, M4MEA, M4MEF



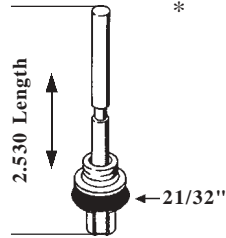
**64-400** Methanol Resistant Cup w/out Delayer Spring

**64-308** Buna Cup w/out Delayer Spring  
PUMP ASSEMBLY



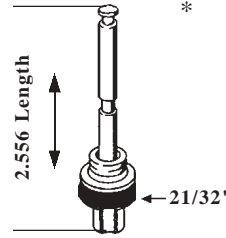
**64-406** Methanol Resistant Cup w/out Delayer Spring

**64-405** Buna Cup w/out Delayer Spring  
PUMP ASSEMBLY



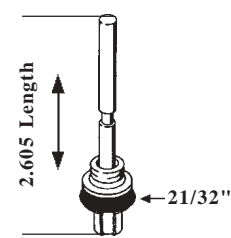
**64-393** Methanol Resistant Cup w/out Delayer Spring

**64-273** Buna Cup w/out Delayer Spring  
PUMP ASSEMBLY



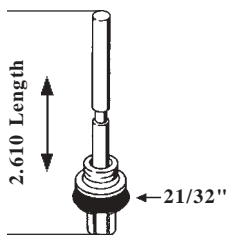
**64-423** Methanol Resistant Cup w/out Delayer Spring

**64-272** Buna Cup w/out Delayer Spring  
PUMP ASSEMBLY



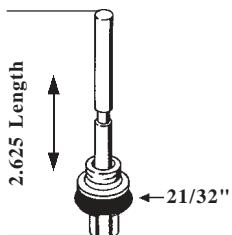
**64-390** Methanol Resistant Cup w/out Delayer Spring

**64-254** Buna Cup w/out Delayer Spring  
PUMP ASSEMBLY



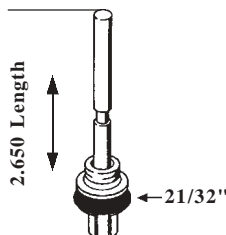
**64-385** Methanol Resistant Cup w/out Delayer Spring

**64-198** Buna Cup w/out Delayer Spring  
PUMP ASSEMBLY



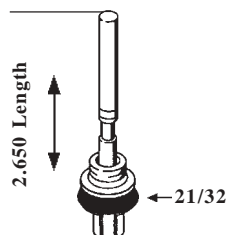
**64-394** Methanol Resistant Cup w/out Delayer Spring

**64-394** Buna Cup w/out Delayer Spring  
PUMP ASSEMBLY



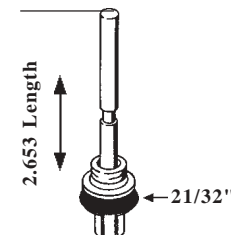
**64-397** Methanol Resistant Cup w/out Delayer Spring

**64-306** Buna Cup w/out Delayer Spring  
PUMP ASSEMBLY



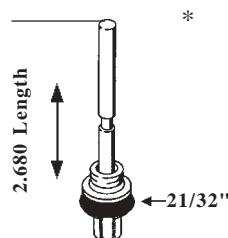
**64-398** Methanol Resistant Cup w/out Delayer Spring

**64-307** Buna Cup w/out Delayer Spring  
PUMP ASSEMBLY



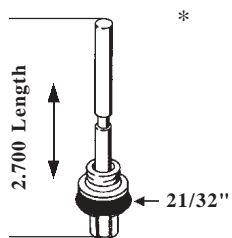
**64-260** Buna Cup w/out Delayer Spring

**64-260** Buna Cup w/out Delayer Spring  
PUMP ASSEMBLY



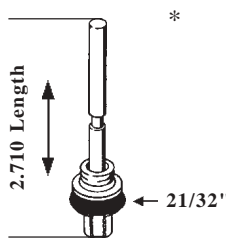
**64-392** Methanol Resistant Cup w/out Delayer Spring

**64-227** Buna Cup w/out Delayer Spring  
PUMP ASSEMBLY



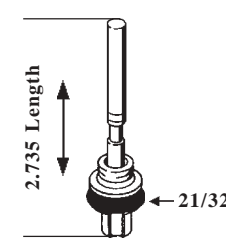
**64-389** Methanol Resistant Cup w/out Delayer Spring

**64-220** Buna Cup w/out Delayer Spring  
PUMP ASSEMBLY



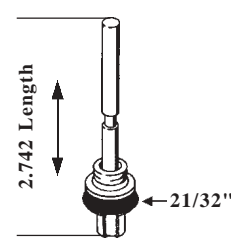
**64-395** Methanol Resistant Cup w/out Delayer Spring

**64-264** Buna Cup w/out Delayer Spring  
PUMP ASSEMBLY



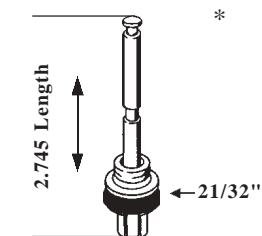
**64-399** Methanol Resistant Cup w/out Delayer Spring

**64-304** Buna Cup w/out Delayer Spring  
PUMP ASSEMBLY

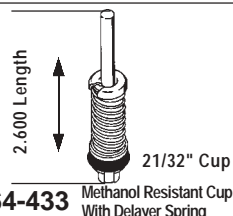


**64-369** Methanol Resistant Cup w/out Delayer Spring

**64-303** Buna Cup w/out Delayer Spring  
PUMP ASSEMBLY



**64-259** Buna Cup w/out Delayer Spring  
PUMP ASSEMBLY

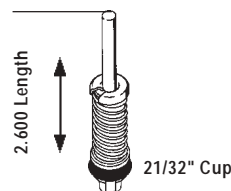


**64-433** Methanol Resistant Cup With Delayer Spring

**64-432** Buna Cup With Delayer Spring

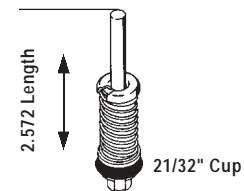
**64-386** Methanol Resistant Cup w/out Delayer Spring

**64-422** Buna Cup w/out Delayer Spring  
PUMP ASSEMBLY



**64-386** Methanol Resistant Cup w/out Delayer Spring

**64-422** Buna Cup w/out Delayer Spring  
PUMP ASSEMBLY



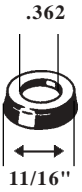
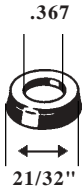

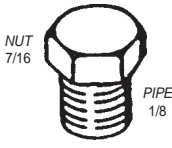
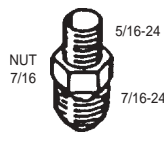
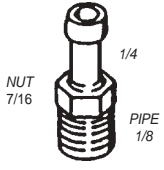
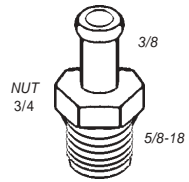
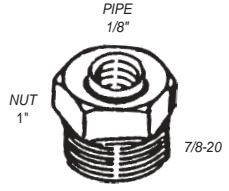
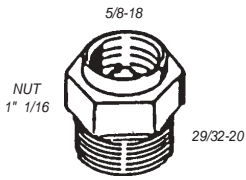
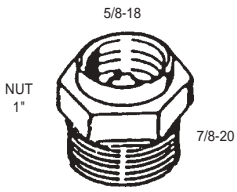
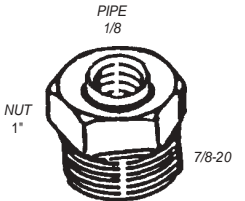
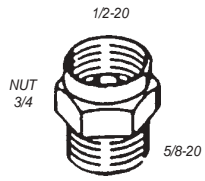
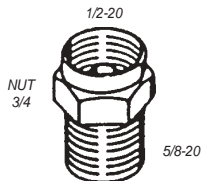
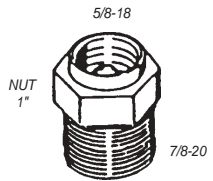
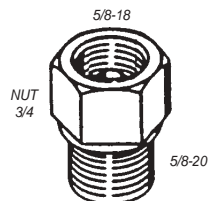
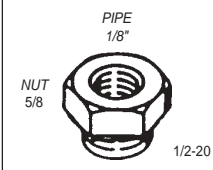
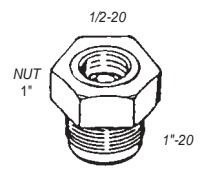
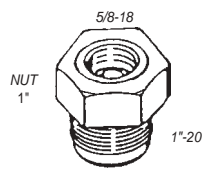
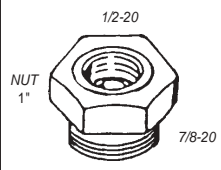
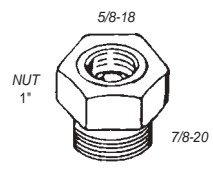
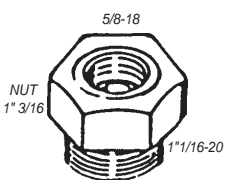
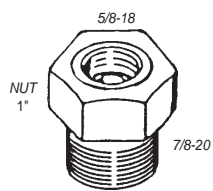
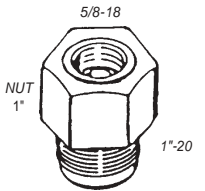
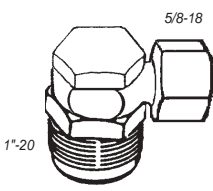
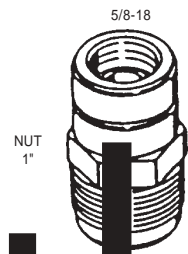
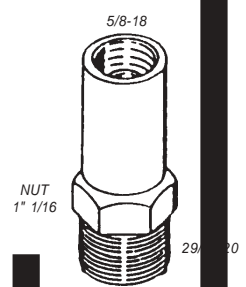
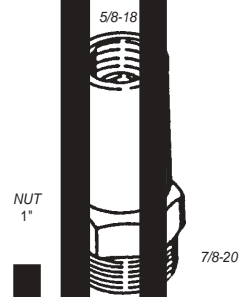
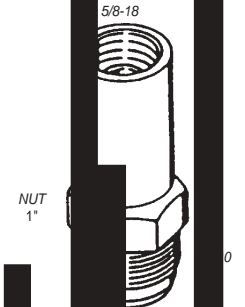
**64-439** Methanol Resistant Cup With Delayer Spring

**64-396** Methanol Resistant Cup w/out Delayer Spring

**64-305** Buna Cup w/out Delayer Spring  
PUMP ASSEMBLY

# ROCHESTER

## Walker 4MC, 4MV, E4MC, E4ME, M4MC, M4MCA, M4ME, M4MEA, M4MEF

 <p><b>64-340</b> FLUORELASTOMER <b>64-198-1</b> BUNA PUMP CUP</p>	 <p><b>64-344</b> FLUORELASTOMER <b>64-292</b> BUNA PUMP CUP</p>	 <p><b>64-172</b> BUNA PUMP CUP</p>	 <p><b>90-52</b> BASE PLUG FITTING</p>	 <p><b>90-18-1</b> CHOKE REPAIR FITTING</p>	 <p><b>90-114</b> FUEL INLET HOSE FITTING</p>
 <p><b>90-88</b> FUEL INLET HOSE FITTING</p>	 <p><b>90-74</b> FUEL INLET FITTING</p>	 <p><b>90-97</b> FUEL INLET FITTING</p>	 <p><b>90-75</b> FUEL INLET FITTING</p>	 <p><b>90-74</b> FUEL INLET HOSE FITTING</p>	
 <p><b>90-42</b> FUEL INLET FITTING</p>	 <p><b>90-42-1</b> FUEL INLET FITTING (Extra Threads)</p>	 <p><b>90-75-1</b> FUEL INLET FITTING (Extra Threads)</p>	 <p><b>90-57-1</b> FUEL INLET FITTING</p>	 <p><b>90-45</b> BASE FITTING</p>	 <p><b>90-147</b> FUEL INLET FITTING</p>
 <p><b>90-144</b> FUEL INLET FITTING</p>	 <p><b>90-155</b> FUEL INLET FITTING</p>	 <p><b>90-157</b> FUEL INLET FITTING</p>	 <p><b>90-117</b> OVERSIZED FUEL INLET FITTING</p>	 <p><b>90-81</b> FUEL INLET FITTING</p>	 <p><b>90-145</b> FUEL INLET FITTING</p>
 <p><b>90-151</b> HEAD CONVERSION FITTING PKG</p>	 <p><b>90-125</b> FUEL INLET FITTING</p>	 <p><b>90-112</b> FUEL INLET FITTING</p>	 <p><b>90-99</b> FUEL INLET FITTING</p>	 <p><b>90-113</b> FUEL INLET FITTING</p>	



# ROCHESTER

## **Walker** 4MC, 4MV, E4MC, E4ME, M4MC, M4MCA, M4ME, M4MEA, M4MEF



**75-31**  
N&S OVERSIZE  
INSERT

1/2"-20 Male Thd. X 3/8"-24 Female Thd.



**86-1017**  
HELICAL INSERT  
7/8"-20



**86-1018**  
HELICAL INSERT  
1"-20



**86-2017**  
TAP  
7/8"-20



**86-2018**  
TAP  
1"-20



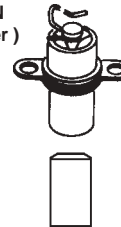
**86-4017**  
CAPTIVE SL. INST. TOOL  
7/8"-20



**86-4018**  
CAPTIVE SL. INST. TOOL  
1"-20

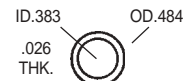


**G460**  
SET UP PISTON  
GASKET ( Rubber )



**31-551**  
VITON NEEDLE &  
SEAT ASSEMBLY  
( .110 Orifice )

**18-200**  
NEEDLE



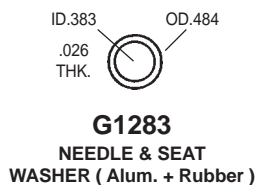
**G1283**  
NEEDLE & SEAT  
WASHER  
( Alum. + Rubber )



**18-212**  
NEEDLE

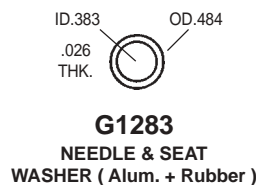


**31-754**  
VITON NEEDLE &  
SEAT ASSEMBLY  
(.115 Orifice )



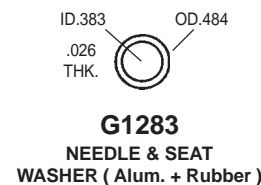
**31-542**  
VITON NEEDLE &  
SEAT ASSEMBLY  
( .106 Orifice )

**18-212**  
NEEDLE



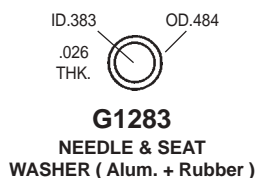
**31-581**  
VITON NEEDLE &  
SEAT ASSEMBLY  
( .110 Orifice )

**18-212**  
NEEDLE



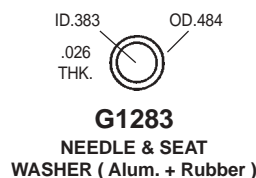
**31-583**  
VITON NEEDLE &  
SEAT ASSEMBLY  
( .124 Orifice )

**18-212**  
NEEDLE



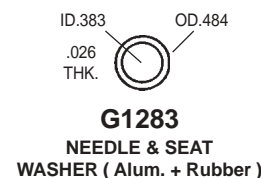
**31-678**  
VITON NEEDLE &  
SEAT ASSEMBLY  
( .124 Orifice )

**18-212**  
NEEDLE



**31-701**  
VITON NEEDLE &  
SEAT ASSEMBLY  
( .130 Orifice )

**18-212**  
NEEDLE



**31-546**  
VITON NEEDLE &  
SEAT ASSEMBLY  
( .132 Orifice )

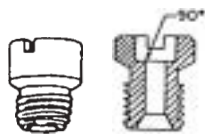
**18-212**  
NEEDLE

# ROCHESTER

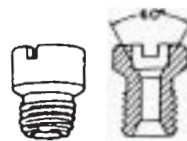
## " METERING JETS "

**MODELS:**
***B, BC, BV, 2G, 2GC, 2GV, 4G, 4GC***
**GROUP  
"A"**

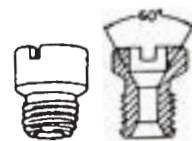
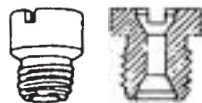
90° SQUARE APPROACH


**120-9**
**GROUP  
"B"**

60° APPROACH (Short Taper)


**120-10**
**GROUP  
"C"**

60° APPROACH (Long Taper)


**120-11**
**MODELS: *M, ME, AND MV***
***QUADRAJET AND DUALJET***

**120-12**

**120-13**
**ORDERING INSTRUCTIONS**

Please order metering jets by orifice size



Example:

120-10-.038 = A 120-10 Series jet with .038" Orifice and Stamped with number 38

120-13-.079 = A 120-13 Series jet with .079" Orifice and Stamped with number 79



# ROCHESTER " QUADRAJET "

## *SECONDARY METERING ROD HANGERS*

 <p>Secondary Hanger</p>  <p>Fig. A - Hanger Dimension Reference</p>	PART No.	STANPED	DIMENSION H
	85-563	"B"	( .520" )
	85-564	"G"	( .545" )
	85-565	"P"	( .590" )
	85-566	"V"	( .615" )
	85-567	"K"	( .565" )

\* NUMBER IN PARENTHESIS INDICATES HANGERS HEIGH FROM ROD HOLE TO HANGER MOUNTING SURFACE, See Fig. A

## *PRIMARY & SECONDARY METERING RODS*

PRIMARY	PART No.	OEM No.	SECONDARY	PART No.	OEM No.	CODE LETTER
	130-39	7034839		130-100	7033655	AU
	130-41	7034841		130-101	7033549	AX
	130-42	7034842		130-102	7034822	BG
	130-43	7034843		130-103	7048890	DG
	130-44	7034844		130-104	17053531	DP
	130-45	7034845		130-22	1745780	CJ
	130-46	7034846		130-23	7046010	DA
	130-47	7034847				
	130-48	7034848				
	130-49	7034849				
	130-50	7034850				



# WALKER PRODUCTS ROCHESTER INDEX

## 1 BARREL APPLICATIONS:

	<i>Page #</i>
B, BC, BV .....	1-8
H, HV .....	9-12
M, MV, 1ME, 1MV ( MONOJET ) .....	13-22

## 2 BARREL APPLICATIONS:

	<i>Page #</i>
2G, 2GC, 2GE, 2GV ( TWO-JET ) .....	23-39
2MC, 2ME, E2MC, E2ME, M2MC, M2ME ( DUAL-JET ) .....	40-51
2SE, E2SE ( VARAJET ) .....	52-61

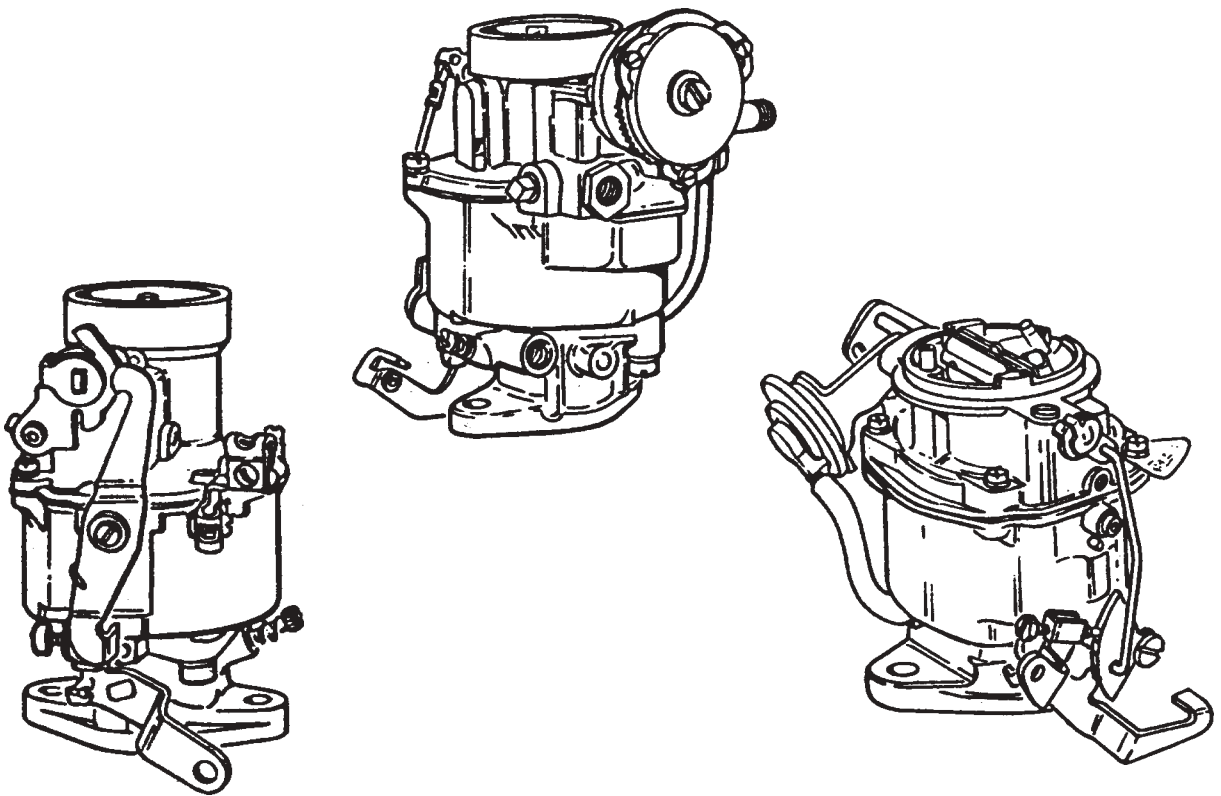
## 4 BARREL APPLICATIONS:

	<i>Page #</i>
4G, 4GC .....	62-69
4MC, 4MV, E4MC, E4ME, M4MC, M4MCA, M4ME, M4MEA, M4MEF ( QUAD ) ..	70-91
METERING JETS .....	92
METERING RODS & HANGERS ( QUADRAJET ) .....	93



# ***ROCHESTER***

## ***"B, BC, BV"***

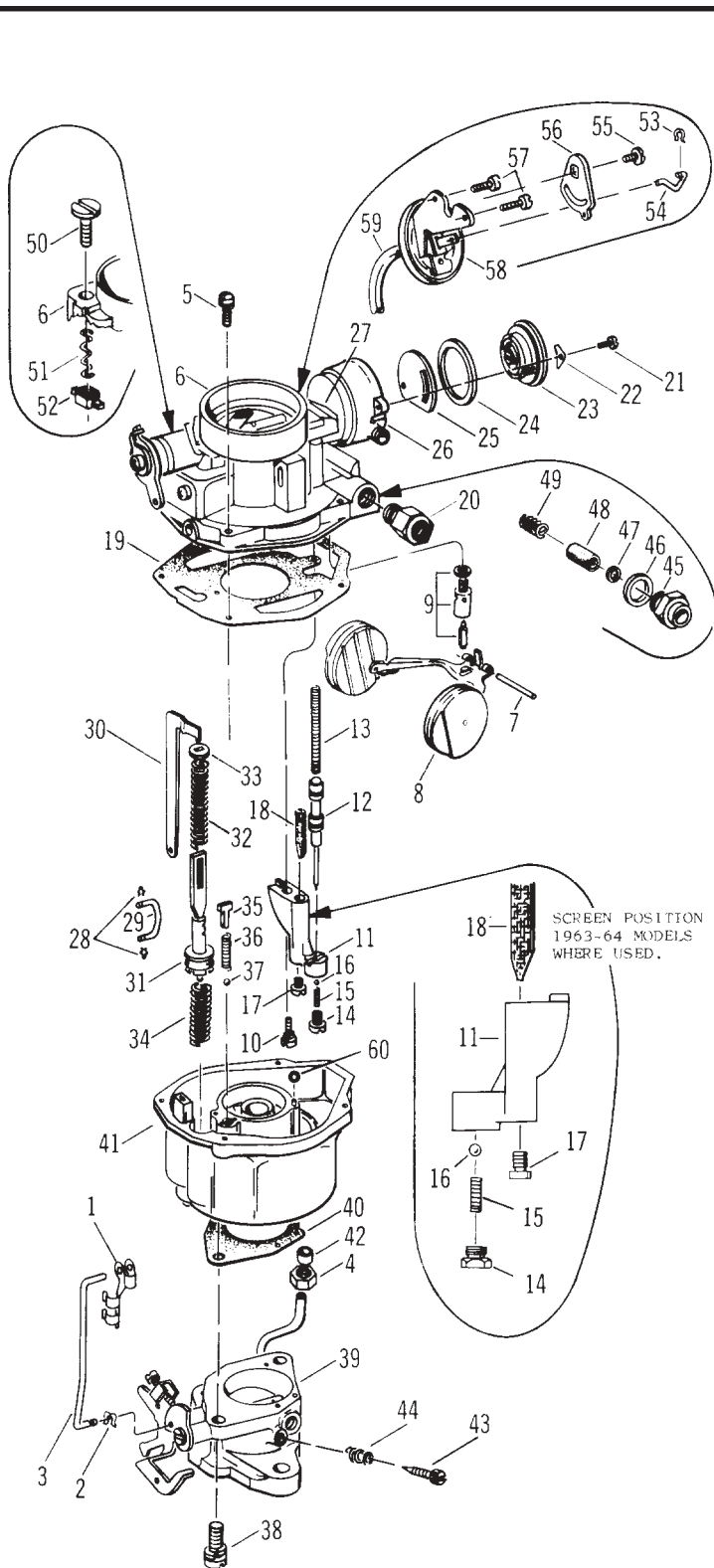


### ***APPLICATION***

BUICK (6 cyl) ..... 1963-65  
CHECKER MOTORS (6 cyl) ..... 1964-66  
CHEVROLET (4,6 cyl ) ..... 1932-67  
CHEV./GMC TRUCK (6 cyl) ..... 1932-68  
JEEP (6 cyl) ..... 1966

### ***APPLICATION***

OLDSMOBILE (6 cyl) ..... 1964-67  
PONTIAC (4,6 cyl) ..... 1955-68  
STUDEBAKER (6 cyl) ..... 1965-66  
MARINE: MERCURY (6 cyl)  
OMC (4,6), REVLEY (6), UNIVERSAL (6 cyl)



REF#	NOMENCLATURE	PART#
1	RETAINER-CHOKE ROD (UPPER) .....	SEE PAGE 3
2	RETAINER-CHOKE ROD (LOWER) .....	SEE PAGE 2
3	ROD-CHOKE .....	SEE PAGE 5
4	NUT-CHOKE SUCTION TUBE .....	
5	SCREW-BOWL COVER .....	**
6	BOWL COVER ASSEMBLY .....	
7	PIN-FLOAT LEVER HINGE .....	SEE PAGE 4
8	FLOAT & LEVER ASSEMBLY .....	100-1
9	NEEDLE & SEAT ASSEMBLY .....	31-506
10	SCREW-MAIN WELL SUPPORT .....	**
11	SUPPORT ASSY.-MAIN WELL .....	
12	PISTON-POWER .....	
13	SPRING-POWER PISTON .....	
14	PLUG-POWER VALVE .....	54-12
15	SPRING-POWER VALVE .....	66-123
16	BALL-POWER VALVE .....	SEE PAGE 3
17	JET-MAIN METERING .....	120-10
18	SCREEN-MAIN WELL SUPPORT .....	**
19	GASKET-BOWL COVER .....	SEE PAGE 6/7
20	FITTING-FUEL INLET .....	SEE PAGE 8
21	SCREW-STAT COVER .....	**
22	RETAINER STAT COVER .....	SEE PAGE 3
23	STAT COVER & SPRING ASSEMBLY .....	40-2 W/66-32
24	GASKET-STAT COVER .....	SEE PAGE 6
25	PLATE-CHOKE BAFFLE .....	40-9
26	CHOKE HOUSING .....	
27	GASKET-CHOKE HOUSING .....	G169
28	RETAINER-PUMP LINK .....	SEE PAGE 3
29	LINK-PUMP .....	50-22
30	ROD-PUMP .....	85-123
31	PUMP PLUNGER .....	64-120
32	SPRING-PUMP PLUNGER .....	67-3
33	WASHER-PUMP SPRING .....	90-36
34	SPRING-PUMP RETURN .....	66-15
35	GUIDE-PUMP DISCHARGE BALL .....	85-18
36	SPRING-PUMP DISCHARGE BALL .....	SEE PAGE 4
37	BALL-PUMP DISCHARGE .....	SEE PAGE 3
38	SCREW-THROTTLE BODY TO BOWL .....	**
39	THROTTLE BODY ASSEMBLY .....	
40	GASKET-BODY FLANGE .....	SEE PAGE 7
41	BOWL-FLOAT .....	
42	PACKING-CHOKE SUCTION TUBE .....	
43	NEEDLE-IDLE ADJUSTING .....	SEE PAGE 3
44	SPRING-IDLE ADJUSTING NEEDLE .....	SEE PAGE 4
45	FITTING-FUEL INLET .....	SEE PAGE 8
46	GASKET-FUEL INLET FITTING .....	SEE PAGE 6
47	GASKET-FUEL FILTER .....	
48	FILTER-FUEL INLET .....	SEE PAGE 3
49	SPRING-FUEL INLET FILTER .....	66-37
50	VALVE-IDLE VENT .....	**
51	SPRING-IDLE VENT VALVE .....	
52	NUT-IDLE VENT VALVE .....	
53	RETAINER-VACUUM CONTROL ROD .....	SEE PAGE 3
54	ROD-VACUUM CONTROL .....	SEE PAGE 5
55	SCREW-STAT ROD LEVER .....	**
56	LEVER-STAT ROD .....	
57	SCREW-VACUUM CONTROL .....	**
58	VACUUM BRAKE CONTROL .....	101-550
59	HOSE-VACUUM BREAK CONTROL .....	5/32HOSE
60	O-RING-VACUUM CHANNEL TUBE .....	





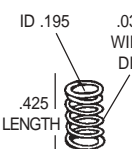
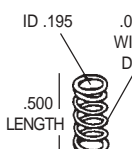
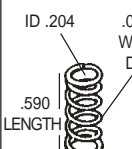
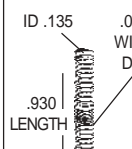
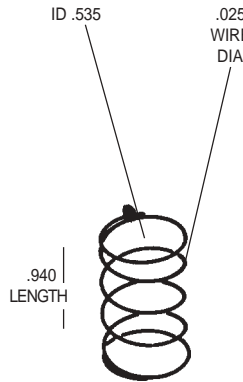
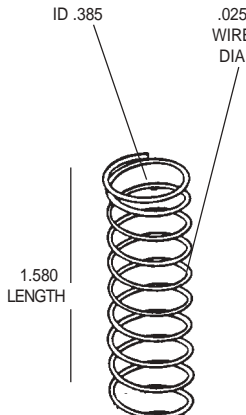
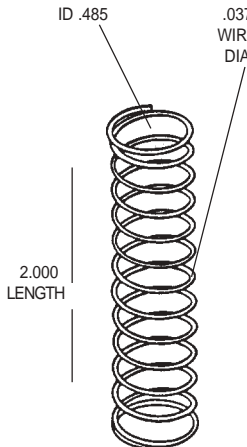
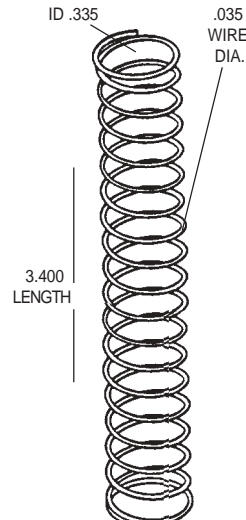










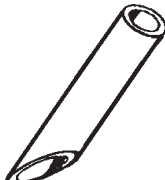
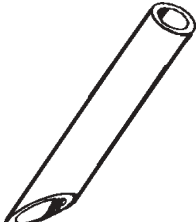
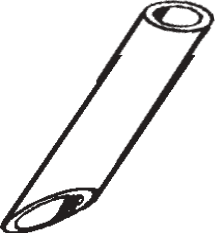
( 120- Series ) SEE JET CHART AT END OF ROCHESTER SECTION  
( \*\* ) REFER TO SCREW CATALOG





# ROCHESTER B, BC, BV

<b>83-3</b> CHECK BALL ( 3/16" Lead )	<b>83-4</b> CHECK BALL ( 1/4" Lead )	<b>83-6</b> CHECK BALL ( 19/64" Lead )	<b>90-12</b> CHECK BALL ( 5/32" Steel )	<b>90-20</b> CHECK BALL ( 5/32" Alum. )	<b>90-13</b> CHECK BALL ( 3/16" Steel )	<b>67-14</b> CHECK BALL RETAINER
<b>62-56</b> ROD RETAINER	<b>62-104</b> ROD RETAINER	<b>62-44</b> ROD CLIP RETAINER 1/8"	<b>62-48</b> ROD CLIP RETAINER 3/32"	<b>85-203</b> CHOKE COVER RETAINER	<b>85-297</b> CHOKE COVER RETAINER	<b>62-53</b> ROD END CLIP RETAINER
			Metering Jets			
<b>85-69</b> CHOKE COVER RETAINER	<b>85-60</b> CHOKE COVER RETAINER	<b>90-36</b> PUMP DELAYER SPRING RETAINER	See Back Of Rochester Section		<b>90-5</b> PUMP INLET SCREEN	<b>0-92</b> IDLE PASSAGE PLUG ( 9/32" Alum. )
<b>85-53</b> EXPANSION PLUG ( 5/16" Alum. )	<b>85-50</b> EXPANSION PLUG ( 3/8" Alum. )	<b>85-48</b> EXPANSION PLUG ( 5/8" Alum. )	<b>54-12</b> POWER VALVE PLUG	<b>85-18</b> PUMP DISCHARGE SPRING " T " GUIDE	<b>16-15</b> IDLE ADJUSTING SCREW ( 10-32X1.000 )	<b>16-9</b> IDLE ADJUSTING SCREW ( 10-32X1.106 )
<b>80-123</b> BOWL COVER SCREW ( 12-28X7/8" )	<b>80-42</b> CHOKE COVER SCREW ( 8-32X5/16" )	<b>80-2</b> THROTTLE PLATE SCREW ( 3-48X1/4" )	<b>80-5</b> CHOKE & THROTTLE PLATE SCREW ( 6-32X5/16" )	<b>80-83</b> BOWL COVER SCREW ( 10-32X5/8" )	<b>75-22</b> FAST IDLE CAM SCREW ( 12-28 Threads )	<b>75-38</b> SCREW ( 5-40 Threads )
<b>22-17</b> PLASTIC THROTTLE LEVER BUSHING	<b>G600-1</b> RUBBER CAP ( 7/32" )	<b>22-18</b> CABLE ADAPTER SWIVEL	<b>22-8</b> CABLE ADAPTER SWIVEL	<b>30-53</b> FUEL FILTER SINTERED BRONZE	<b>30-70</b> FUEL INLET STRAINER	<b>30-71</b> FUEL INLET STRAINER

 <p><b>66-68</b> MANUAL CHOKE VALVE SPRING</p>	 <p><b>66-67</b> FAST IDLE LEVER SPRING</p>	 <p><b>66-88</b> PUMP PLUNGER GARTER SPRING</p>	 <p><b>66-123</b> POWER VALVE SPRING</p>	 <p>ID .195 .038 WIRE DIA. .425 LENGTH</p> <p><b>66-3</b> IDLE ADJUSTING SCREW SPRING</p>	 <p>ID .195 .032 WIRE DIA. .500 LENGTH</p> <p><b>66-1</b> IDLE ADJUSTING SCREW SPRING</p>	 <p>ID .204 .038 WIRE DIA. .590 LENGTH</p> <p><b>66-51</b> IDLE ADJUSTING SCREW SPRING</p>	 <p>ID .135 .010 WIRE DIA. .930 LENGTH</p> <p><b>66-16</b> PUMP DISCH. SPRING</p>
 <p>ID .535 .025 WIRE DIA. .940 LENGTH</p> <p><b>66-37</b> FUEL FILTER INLET SPRING</p>	 <p>ID .385 .025 WIRE DIA. 1.580 LENGTH</p> <p><b>66-15</b> PUMP RETURN SPRING</p>	 <p>ID .485 .037 WIRE DIA. 2.000 LENGTH</p> <p><b>66-44</b> PUMP DELAYER SPRING</p>	 <p>ID .335 .035 WIRE DIA. 3.400 LENGTH</p> <p><b>67-3</b> PUMP PLUNGER SPRING</p>				
 <p><b>32-16</b> CHOKE PISTON PIN OD .080"X.315" Length</p>	 <p><b>32-17</b> FLOAT PIN OD .092"X1.313" Length</p>	 <p><b>17-27</b> BRASS TUBE OD .250"X1.130" Length</p>	 <p><b>17-149</b> BRASS TUBE OD .276"X1.000" Length</p>	 <p><b>17-50</b> BRASS TUBE OD .187"X1.000" Length</p>	 <p><b>17-35</b> BRASS PASSAGE TUBE OD .220"X1.128" Length</p>		
 <p><b>32-27</b> FLOAT PIN OD .081"X.380" Length</p>							
 <p><b>17-77</b> BRASS PASSAGE TUBE OD .250"X1.375" Length</p>	 <p>ORIFICE .067</p> <p><b>17-157</b> BRASS PICK UP TUBE OD .093"X1.212" Length</p>	 <p>ORIFICE .053</p> <p><b>17-28</b> BRASS PICK UP TUBE OD .095"X1.210" Length</p>	 <p><b>17-7-2</b> PUMP DISCHARGE TUBE OD .250"X1.000" Length</p>	 <p><b>17-7-1</b> VENT TUBE OD .250"X1.615" Length</p>	 <p><b>17-7</b> VENT TUBE OD .315"X1.672" Length</p>		



**85-74**  
CHOKE TRIP  
LEVER



**85-72**  
CHOKE LEVER &  
COLLAR ASSEMBLY



**85-217**  
CHOKE LEVER &  
COLLAR ASSEMBLY



**85-184**  
CHOKE LEVER



**85-81**  
FAST IDLE  
CAM



**R40**  
ROD CHOKE LINK  
( Long )



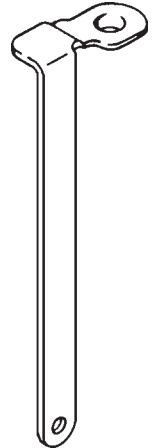
**R41**  
ROD CHOKE LINK  
( Short )



**R71**  
CHOKE ROD



**R73**  
FAST IDLE  
ROD



**85-123**  
PUMP LIFTER  
LINK



**50-22**  
PUMP LINK



**50-27**  
VACUUM CONTROL  
LINK



**85-63**  
AIR CLEANER  
BRACKET



**85-119**  
AIR CLEANER  
BRACKET



**20-68**  
CHOKE SHAFT  
ASSEMBLY

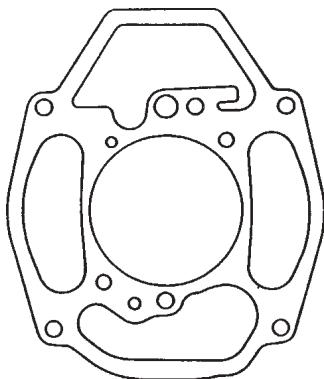


**20-64**  
CHOKE SHAFT  
ASSEMBLY

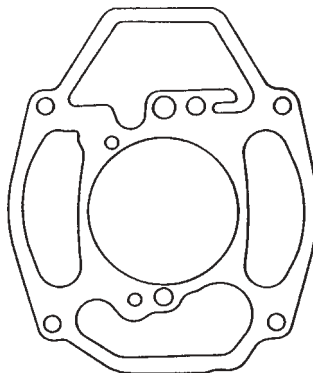


# ROCHESTER B, BC, BV

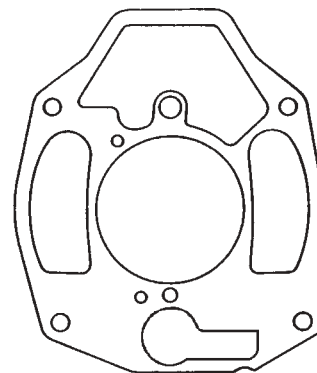
<p>ID .176    OD .316</p> <p>.070 THK.</p> <p><b>G273</b> SECONDARY TUBE SEAL O-RING ( Buna )</p>	<p>ID .188    OD .565</p> <p>.046 THK.</p> <p><b>85-23</b> PLUNGER WASHER ( Steel )</p>	<p>ID .250    OD .390</p> <p>.114 THK.</p> <p><b>G1356</b> CHOKE TUBE GASKET</p>	<p>ID .282    OD .389</p> <p>.031 THK.</p> <p><b>G1357</b> METERING PASSAGE GASKET</p>	<p>ID .410    OD .645</p> <p>.015 THK.</p> <p><b>G494</b> FUEL FILTER GASKET ( Fiber )</p>	<p>ID .635    OD .812</p> <p>.031 THK.</p> <p><b>G385</b> STRAINER NUT GASKET ( Fiber )</p>
<p>ID .855    OD 1.120</p> <p>.031 THK.</p> <p><b>G586</b> FUEL INLET NUT GASKET ( Fiber )</p>	<p>ID .875    OD 1.062</p> <p>.031 THK.</p> <p><b>G778</b> FUEL INLET NUT GASKET ( Alum. + Rubber )</p>	<p>ID .885    OD 1.060</p> <p>.045 THK.</p> <p><b>G1125</b> FUEL INLET NUT GASKET ( Fiber )</p>	<p>ID .885    OD 1.060</p> <p>.031 THK.</p> <p><b>G418</b> FUEL INLET NUT GASKET ( Fiber )</p>		
<p>ID .889    OD 1.063</p> <p>.020 THK.</p> <p><b>G1502</b> FUEL INLET NUT GASKET ( Alum. + Rubber )</p>	<p>ID 1.975    OD 2.235</p> <p>.031 THK.</p> <p><b>G175</b> CHOKE COVER GASKET</p>	<p>ID 1.975    OD 2.235</p> <p>.046 THK.</p> <p><b>G1032</b> CHOKE COVER GASKET</p>	<p>ID 1.975    OD 2.235</p> <p>.046 THK.</p> <p><b>G978</b> CHOKE COVER GASKET</p>		
<p><b>G703</b> BOWL COVER GASKET 1/32" THK.</p>	<p><b>G1118</b> BOWL COVER GASKET 3/64" THK.</p>	<p><b>G1089</b> BOWL COVER GASKET 3/64" THK.</p>			



**G558**  
BOWL COVER GASKET  
1/32" THK.



**G120**  
BOWL COVER GASKET  
1/32" THK.



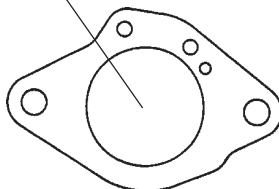
**G164**  
BOWL COVER GASKET  
1/32" THK.

ID .375



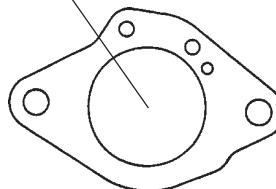
**G169**  
CHOKE HOUSING GASKET  
1/32" THK.

ID 1.562



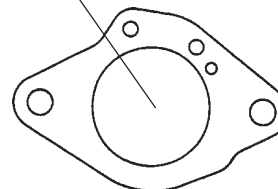
**G123**  
THROTTLE BODY GASKET  
1/32" THK.

ID 1.562



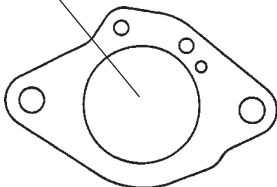
**G1223**  
THROTTLE BODY GASKET  
1/16" THK.

ID 1.562



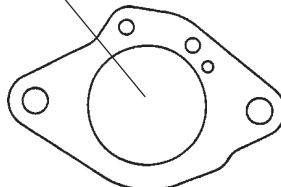
**G1124**  
THROTTLE BODY GASKET  
1/8" THK.

ID 1.750



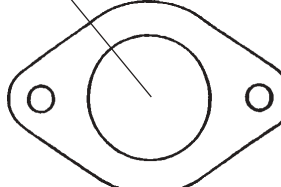
**G559**  
THROTTLE BODY GASKET  
1/32" THK.

ID 1.750



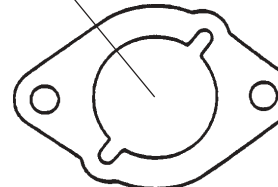
**G588**  
THROTTLE BODY GASKET  
5/32" THK.

ID 1.812



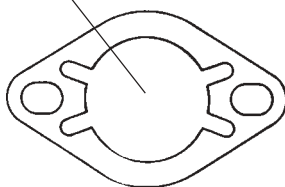
**G606**  
FLANGE GASKET  
1/16" THK.

ID 1.690



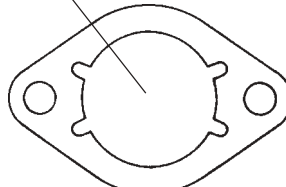
**G1075**  
FLANGE GASKET  
1/16" THK.

ID 1.720



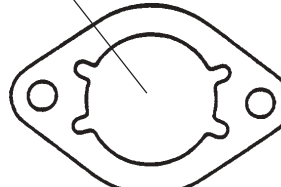
**G499**  
FLANGE GASKET  
1/16" THK.

ID 1.780



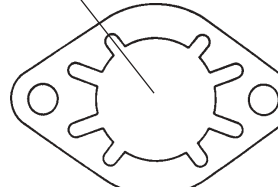
**G608**  
FLANGE GASKET  
1/16" THK.

ID 1.750



**G854**  
FLANGE GASKET  
1/4" THK.

ID 1.625



**G464**  
FLANGE GASKET  
1/16" THK.



**40-2**  
PLASTIC CHOKE  
CAP



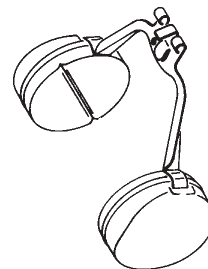
**5/32 HOSE**  
VACUUM HOSE



**101-550**  
CHOKE PULL-OF  
ASSEMBLY



**102-1024**  
CHOKE THERMOSTAT  
ASSEMBLY



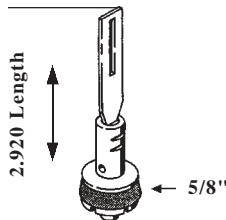
**100-1**  
BRASS FLOAT



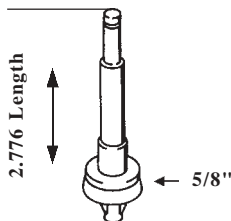
**40-9**  
COPPER CHOKE  
BAFFLE PLATE



**66-32**  
CHOKE THERMOSTAT  
SPRING



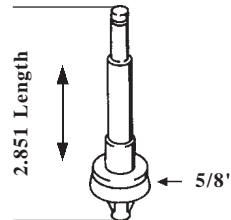
**64-120**  
LEATHER PUMP  
PLUNGER ASSEMBLY



**64-462** Methanol Resistant Cup  
w/out Delayer Spring

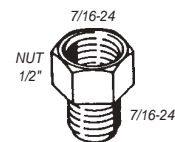
**64-231** Buna Cup  
w/out Delayer Spring

PUMP PLUNGER ASSEMBLY

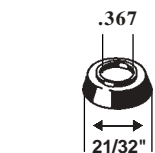


**64-327** Buna Cup  
w/out Delayer Spring

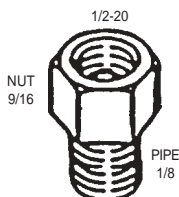
PUMP PLUNGER ASSEMBLY



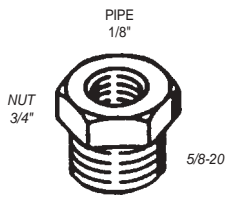
**90-17-4**  
CHOKE REPAIR  
FITTING



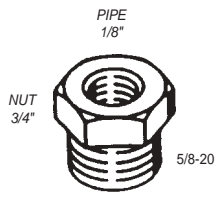
**64-344** FLUORELASTOMER  
**64-292** BUNA  
PUMP CUP



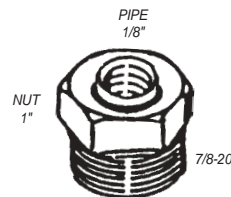
**90-53**  
FUEL INLET  
FITTING



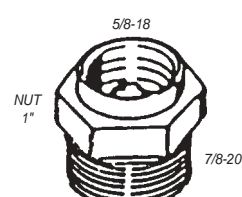
**90-43**  
FUEL INLET  
FITTING



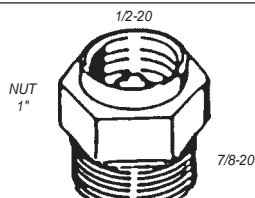
**90-43-1**  
FUEL INLET  
FITTING



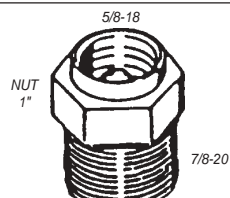
**90-74**  
FUEL INLET  
FITTING



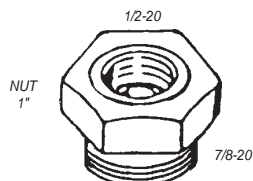
**90-75**  
FUEL INLET  
FITTING



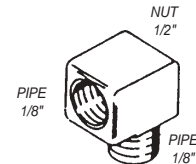
**90-72**  
FUEL INLET  
FITTING



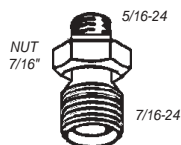
**90-75-1**  
FUEL INLET FITTING  
(Extra Threads)



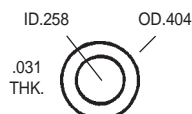
**90-155**  
FUEL INLET  
FITTING



**90-110**  
FUEL INLET  
ELBOW FITTING



**90-16-1**  
CHOKE REPAIR  
FITTING



**G37**  
WASHER  
(Fiber)



**18-205**  
NEEDLE

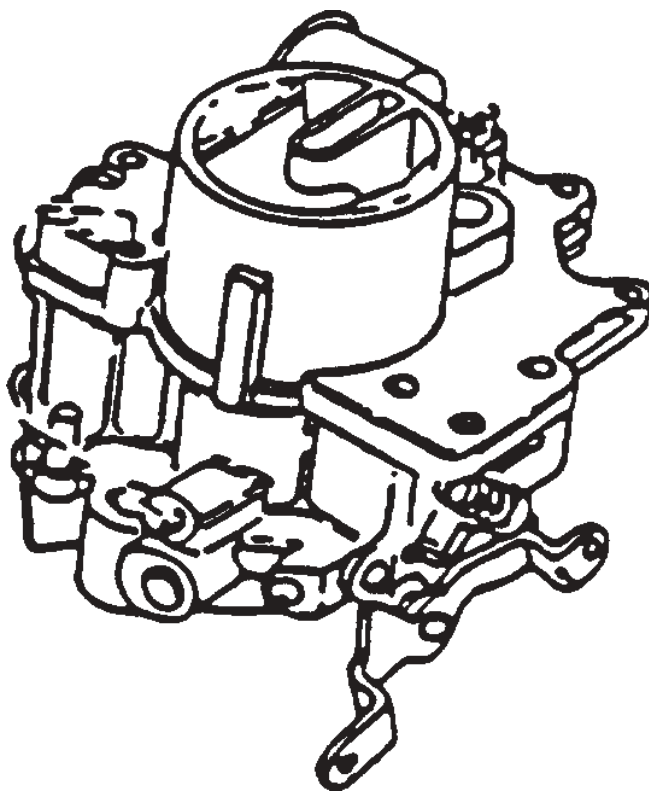


**3506**  
VITON NEEDLE &  
SEAT ASSEMBLY  
(.09 orifice)



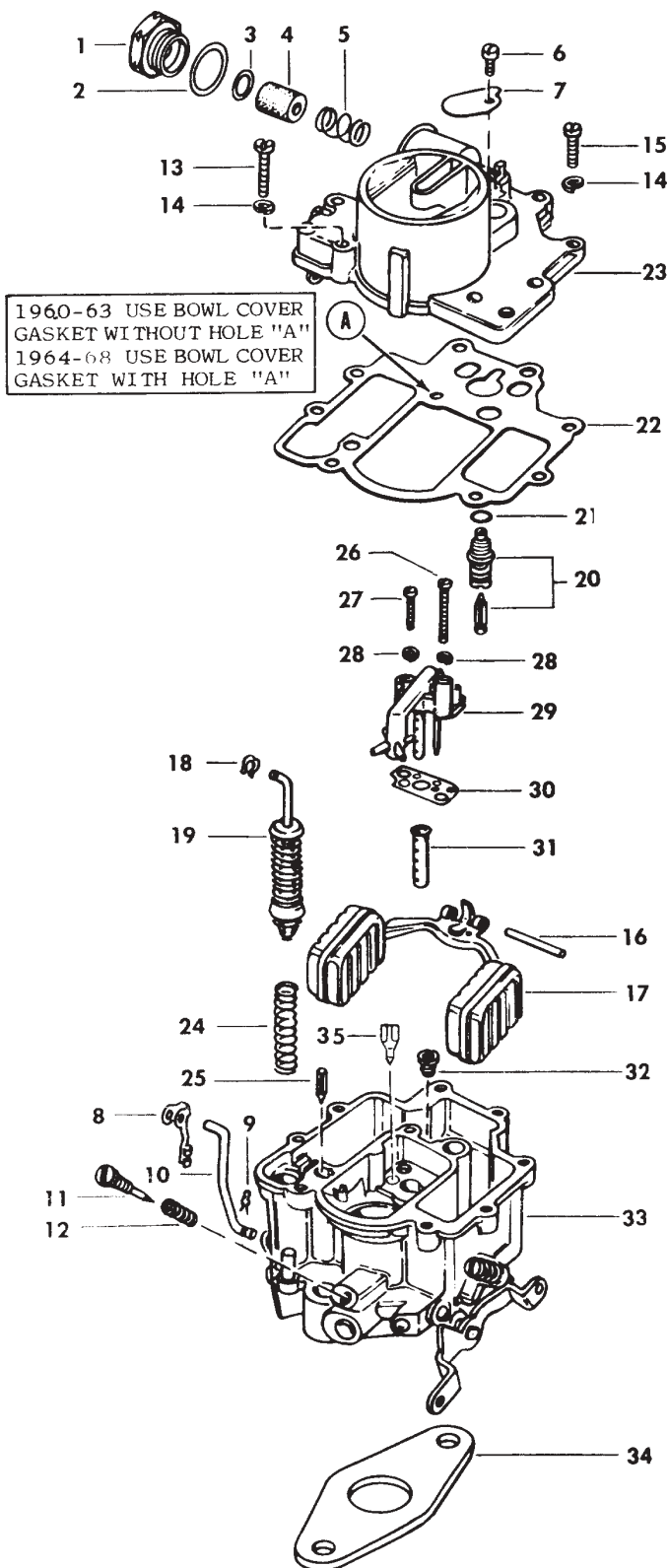
# ***ROCHESTER***

## ***"H, HV"***



























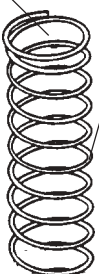

### ***APPLICATION***

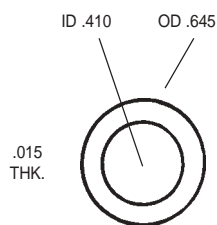
CORVAIR (6 cyl) .....	1960-69
CORVAN (6 cyl) .....	1964-65
MARINE: AQUANAUTICS (4 CYL),	
INBOARD (4 cyl)	



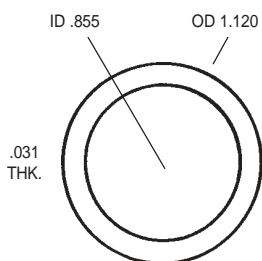
REF#	NOMENCLATURE	PART#
1)	NUT-FUEL INLET FILTER .....	90-71
2)	GASKET-FUEL INLET NUT .....	SEE PAGE 12
3)	GASKET-FUEL INLET FILTER .....	SEE PAGE 12
4)	FUEL INLET FILTER .....	SEE PAGE 11
5)	SPRING-FUEL INLET FILTER .....	SEE PAGE 11
6)	SCREW-COVER .....	**
7)	COVER .....	
8)	RETAINER-PUMP ROD .....	52-53
9)	RETAINER-PUMP ROD (Hairpin) .....	SEE PAGE 11
10)	ROD-PUMP .....	
11)	NEEDLE-IDLE ADJUSTING .....	
12)	SPRING-IDLE NEEDLE .....	SEE PAGE 11
13)	SCREW-AIR HORN (Long) .....	**
14)	WASHER .....	
15)	SCREW-AIR HORN (Short) .....	**
16)	PIN-FLOAT HINGE .....	SEE WC# 16
17)	FLOAT-ASSEMBLY .....	
18)	CLIP-PUMP PLUNGER .....	SEE PAGE 11
19)	PUMP-PLUNGER ASSEMBLY .....	64-184
20)	NEEDLE & SEAT ASSEMBLY .....	SEE PAGE 12
21)	GASKET-NEEDLE SEAT .....	G59 or 19F
22)	GASKET-AIR HORN .....	SEE PAGE 12
23)	AIR HORN ASSEMBLY .....	
24)	SPRING-PUMP RETURN .....	SEE PAGE 11
25)	NEEDLE-PUMP DISCHARGE .....	54-7
26)	SCREW-VENTURI CLUSTER (Long) .....	**
27)	SCREW-VENTURI CLUSTER (Short) .....	**
28)	WASHER .....	
29)	VENTURI CLUSTER ASSEMBLY .....	
30)	GASKET-VENTURI CLUSTER .....	G479
31)	INSERT-MAIN WELL .....	
32)	JET-MAIN METERING .....	120-10
33)	BODY & BOWL ASSEMBLY .....	
34)	GASKET-HEAT INSULATOR .....	G481
35)	NEEDLE-POWER ENRICHMENT .....	

( 120- Series ) SEE JET CHART AT END OF ROCHESTER SECTION  
( \*\* ) REFER TO SCREW CATALOG

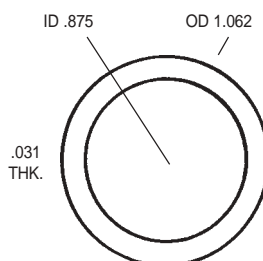
 <p><b>90-12</b> CHECK BALL ( 5/32" Steel )</p>	 <p><b>62-56</b> ROD RETAINER</p>	 <p><b>62-85</b> ROD RETAINER</p>	 <p><b>62-48</b> ROD CLIP RETAINER 3/32"</p>	 <p><b>62-44</b> ROD CLIP RETAINER 1/8"</p>	 <p><b>85-84</b> PUMP PLUNGER SPRING RETAINER</p>	 <p><b>62-53</b> ROD END CLIP RETAINER</p>
 <p><b>85-106</b> PLASTIC CHOKE LEVER</p>	 <p><b>G681</b> RUBBER VENT VALVE</p>	 <p><b>22-18</b> CABLE ADAPTER SWIVEL</p>	 <p><b>50-46</b> VACUUM BRAKE LINK</p>	 <p><b>54-7</b> PUMP DISCHARGE NEEDLE</p>	<b>Metering Jets</b>  See Back Of Rochester Section	
 <p><b>80-5</b> CHOKE &amp; THROTTLE PLATE SCREW ( 6-32X5/16" )</p>	 <p><b>75-22</b> FAST IDLE CAN SCREW ( 12-28 Threads )</p>	 <p><b>30-53</b> FUEL FILTER SINTERED BRONZE</p>	<p>ID 27/64"</p> <p>.560" Length</p>  <p><b>30-70</b> FUEL INLET STRAINER</p>	<p>ID 5/8"</p> <p>.870" Length</p>  <p><b>30-71</b> FUEL INLET STRAINER</p>		
 <p><b>17-75</b> BRASS PASSAGE TUBE OD .187"X750" Length</p>	 <p><b>17-50</b> BRASS TUBE OD .187"X1.000" Length</p>	 <p><b>17-82</b> BRASS TUBE OD .187"X2.250" Length</p>	<p>ID .204</p> <p>.038 WIRE DIA.</p> <p>.590 LENGTH</p>  <p><b>66-51</b> IDLE ADJUSTING SCREW SPRING</p>	<p>ID .310</p> <p>.025 WIRE DIA.</p> <p>.600 LENGTH</p>  <p><b>66-64</b> IDLE ADJUSTING SCREW SPRING</p>		
<p>ID .535</p> <p>.025 WIRE DIA.</p> <p>.940 LENGTH</p>  <p><b>66-37</b> FUEL FILTER INLET SPRING</p>	<p>ID .385</p> <p>.025 WIRE DIA.</p> <p>1.580 LENGTH</p>  <p><b>66-15</b> PUMP RETURN SPRING</p>	<p>ID .485</p> <p>.037 WIRE DIA.</p> <p>2.000 LENGTH</p>  <p><b>66-44</b> PUMP DELAYER SPRING</p>				



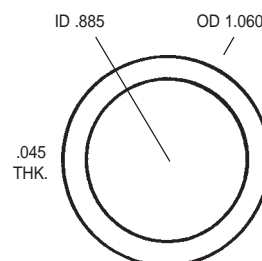
**G494**  
FUEL FILTER  
GASKET ( Fiber )



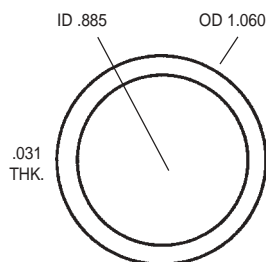
**G586**  
FUEL INLET NUT  
GASKET ( Fiber )



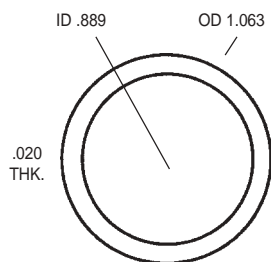
**G778**  
FUEL INLET NUT  
GASKET ( Alum. + Rubber )



**G1125**  
FUEL INLET NUT  
GASKET ( Fiber )



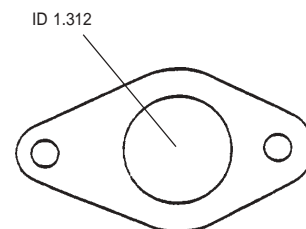
**G418**  
FUEL INLET NUT  
GASKET ( Fiber )



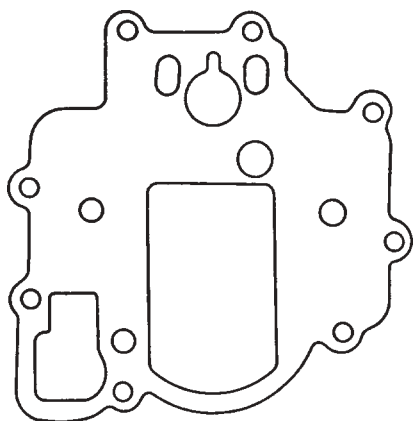
**G1502**  
FUEL INLET NUT  
GASKET ( Alum. + Rubber )



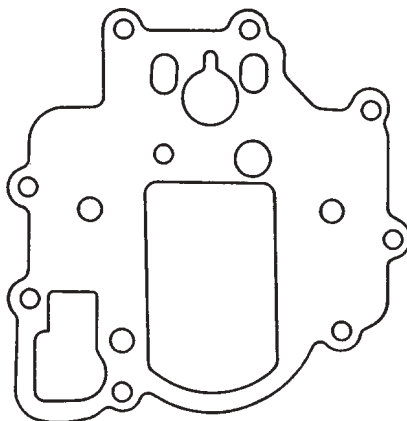
**G479**  
VENTURI CLUSTER  
GASKET



**G481**  
FLANGE GASKET  
3/64" THK.



**G480**  
BOWL COVER GASKET  
3/64" THK.



**G482**  
BOWL COVER GASKET  
1/32" THK.

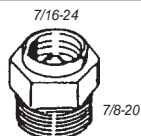


**101-413**  
CHOKE PULL-OFF  
ASSEMBLY

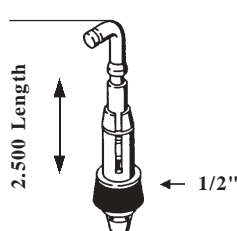


**102-1024**  
CHOKE THERMOSTAT  
ASSEMBLY

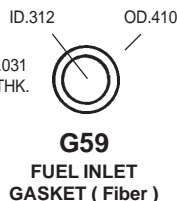
**90-71**  
FUEL INLET  
FITTING



**64-184-1**  
BUNA  
PUMP CUP



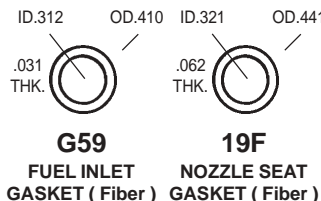
**64-184** Buna Cup  
w/out Delayer Spring  
PUMP PLUNGER  
ASSEMBLY ( Corvair )



**18-219**  
NEEDLE



**31-514**  
VITON NEEDLE &  
SEAT ASSEMBLY  
( .086 Orifice )



**18-219**  
NEEDLE




**31-523**  
VITON NEEDLE &  
SEAT ASSEMBLY  
( .101 Orifice )

# ***ROCHESTER***

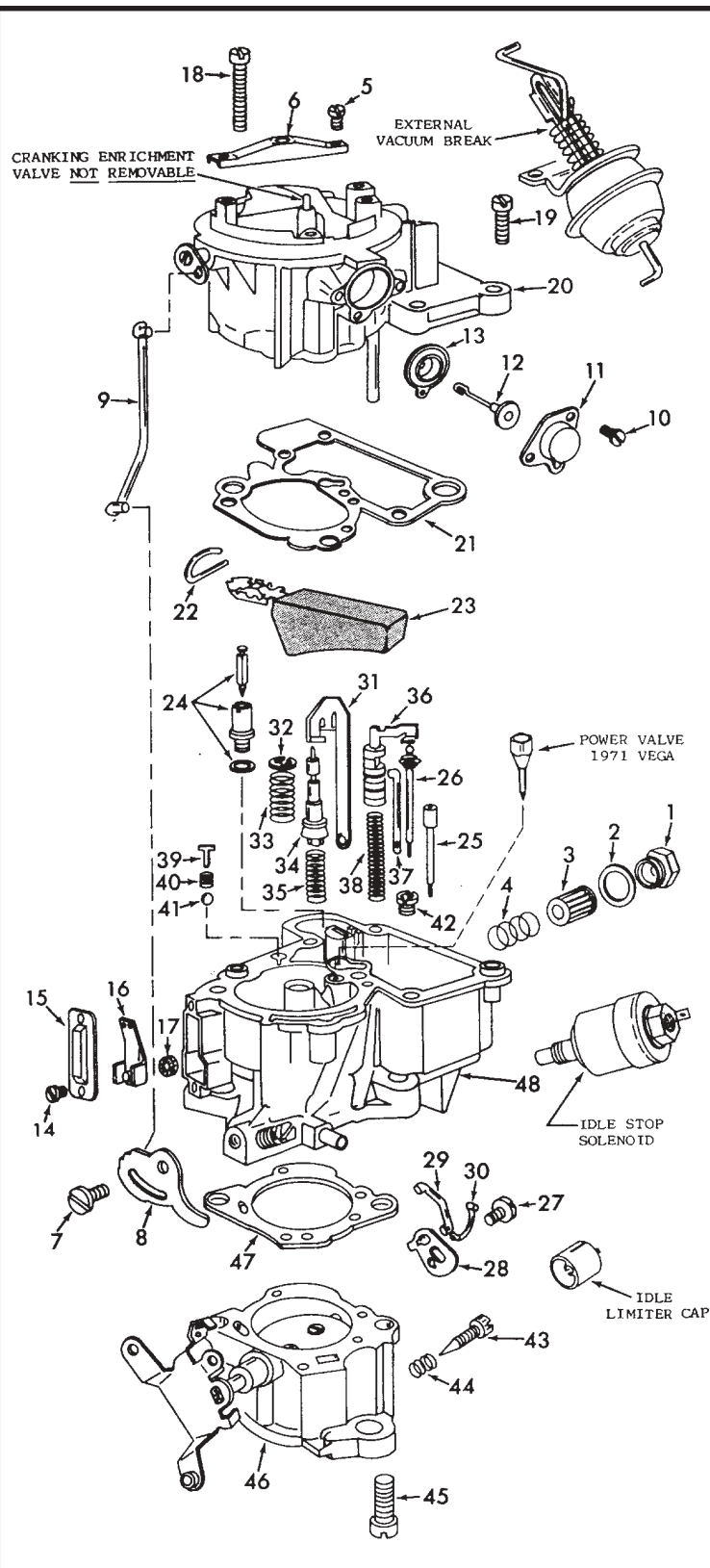
## ***"M, MV, 1ME, 1MV"***

### ***( MONOJET )***



### ***APPLICATION***

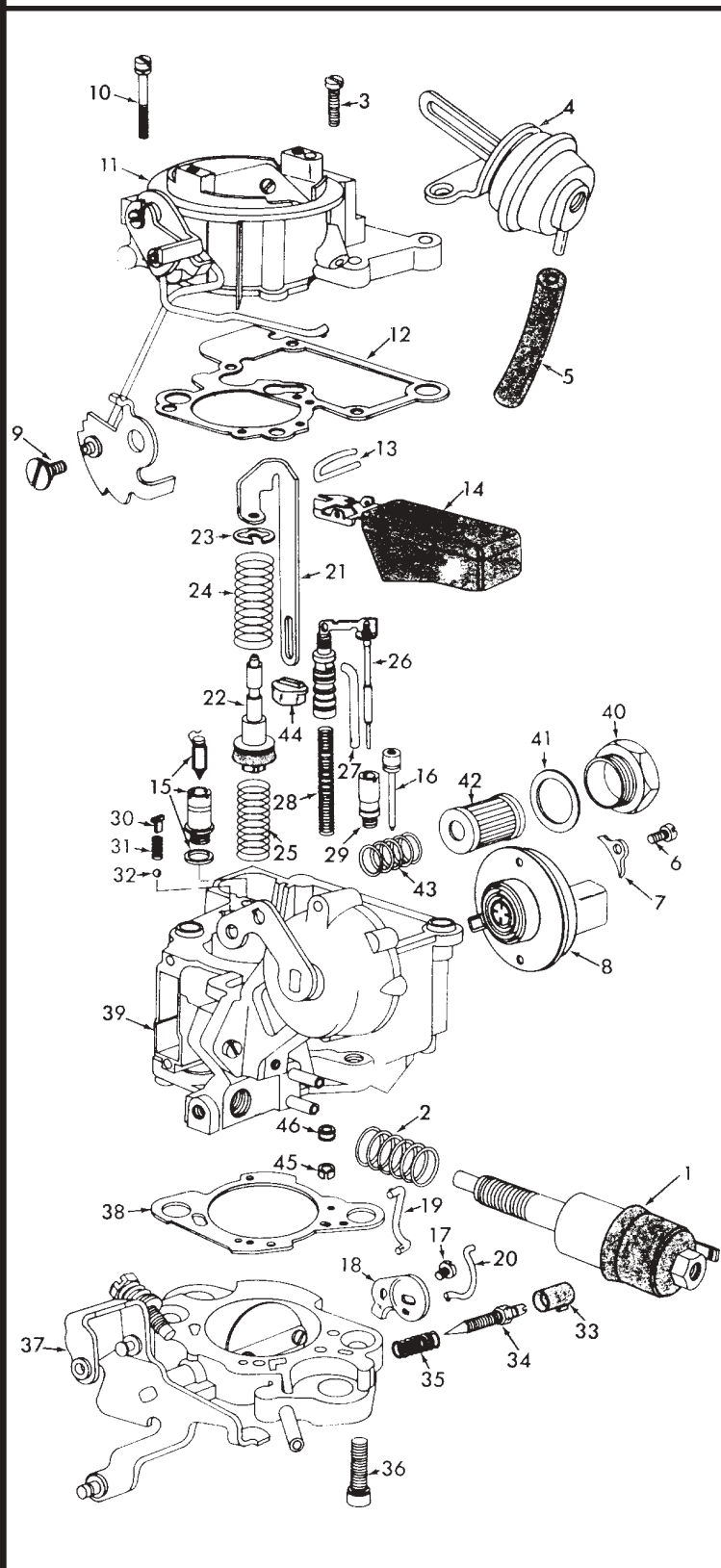
BUICK (6 cyl) .....	1968-76
CHECKER MOTORS (6 cyl) .....	1968-79
CHEVROLET (4,6 cyl) .....	1968-79
CHEV/GMC TRUCK (6 cyl) .....	1968-90
OLDSMOBILE (4,6 cyl) .....	1968-76
PONTIAC (4,6 cyl) .....	1968-78



REF#	NOMENCLATURE	PART#
1)	NUT-FUEL INLET FILTER .....	SEE PAGE 22
2)	GASKET-FILTER NUT .....	SEE PAGE 20
3)	FILTER-FUEL .....	SEE PAGE 16
4)	SPRING-FUEL FILTER .....	66-37
5)	SCREW-AIR CLEANER STUD BRACKET ...	**
6)	BRACKET-AIR CLEANER STUD .....	85-119
7)	SCREW-FAST IDLE CAM .....	**
8)	CAM-FAST IDLE .....	
9)	ROD-CHOKE .....	SEE PAGE 18
10)	SCREW-DIAPHRAGM COVER .....	**
11)	COVER-DIAPHRAGM .....	
12)	LINK ASSY.-VACUUM BRAKE DIAPH. ....	
13)	DIAPHRAGM-VACUUM BRAKE .....	64-225
14)	SCREW-IDLE COMPENSATOR COVER ...	**
15)	COVER-IDLE COMPENSATOR .....	
16)	IDLE COMPENSATOR ASSEMBLY .....	
17)	GASKET-IDLE COMPENSATOR .....	G604
18)	SCREW-BOWL COVER (Long) .....	**
19)	SCREW-BOWL COVER (Short) .....	**
20)	BOWL COVER .....	
21)	GASKET-BOWL COVER .....	SEE PAGE 20
22)	HINGE PIN-FLOAT .....	
23)	FLOAT-ASSEMBLY .....	SEE PAGE 21
24)	NEEDLE, SEAT & GASKET ASSEMBLY ...	SEE PAGE 22
25)	IDLE-TUBE ASSEMBLY .....	17-98
26)	METERING ROD & SPRING .....	
27)	SCREW-PUMP & POWER LINK LEVER ...	**
28)	LEVER-PUMP & POWER LINK .....	
29)	LINK-PUMP LEVER .....	50-40
30)	LINK-POWER PISTON ROD .....	50-39
31)	LEVER-PUMP OPERATING .....	
32)	RETAINER-PUMP SPRING .....	85-301
33)	SPRING-PUMP .....	SEE PAGE 17
34)	PUMP CUP & STEM ASSEMBLY .....	SEE PAGE 21
35)	SPRING-PUMP RETURN .....	66-15
36)	POWER PISTON ASSEMBLY .....	
37)	ROD-POWER PISTON .....	
38)	SPRING-POWER PISTON .....	SEE PAGE 17
39)	GUIDE-PUMP DISCH. SPRING .....	85-18
40)	SPRING-PUMP DISCHARGE .....	SEE PAGE 17
41)	BALL-PUMP DISCHARGE .....	SEE PAGE 16
42)	JET-MAIN METERING .....	120-Series
43)	NEEDLE-IDLE ADJUSTING .....	**
44)	SPRING-IDLE NEEDLE .....	SEE PAGE 17
45)	SCREW-THROTTLE BODY .....	**
46)	THROTTLE BODY ASSEMBLY .....	
47)	GASKET-THROTTLE BODY .....	SEE PAGE 21
48)	FLOAT BOWL ASSEMBLY .....	

( 120- Series ) SEE JET CHART AT END OF ROCHESTER SECTION  
 ( \*\* ) REFER TO SCREW CATALOG





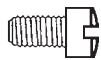
REF#	NOMENCLATURE	PART#
1)	SOLENOID-IDLE STOP .....	
2)	SPRING-SOLENOID .....	
3)	SCREW-CHOKE PULL-OFF .....	**
4)	CHOKE PULL-OFF ASSEMBLY .....	SEE PAGE 22
5)	HOSE-CHOKE PULL-OFF .....	5/32HOSE
6)	SCREW-RETAINER .....	**
7)	RETAINER-CHOKE COVER .....	SEE PAGE 16
8)	CHOKE COVER ASSEMBLY .....	102-1070
9)	SCREW-FAST IDLE CAM .....	**
10)	SCREW-BOWL COVER .....	**
11)	BOWL COVER ASSEMBLY .....	
12)	GASKET-BOWL COVER .....	SEE PAGE 20
13)	HINGE PIN-FLOAT .....	
14)	FLOAT-ASSEMBLY .....	SEE PAGE 21
15)	NEEDLE, SEAT & GASKET ASSEMBLY ...	SEE PAGE 22
16)	IDLE-TUBE ASSEMBLY .....	17-98
17)	SCREW-PUMP & POWER LINK LEVER ...	**
18)	LEVER-PUMP & POWER LINK .....	
19)	LINK-PUMP LEVER .....	50-40
20)	LINK-POWER PISTON ROD .....	50-39
21)	ROD-PUMP .....	
22)	PUMP-PISTON ASSEMBLY .....	SEE PAGE 21
23)	RETAINER-PUMP SPRING .....	85-301
24)	SPRING-PUMP .....	SEE PAGE 17
25)	SPRING-PUMP RETURN .....	66-15
26)	POWER PISTON & METERING ROD .....	
27)	ROD-POWER PISTON .....	
28)	SPRING-POWER PISTON .....	SEE PAGE 17
29)	JET-MAIN METERING .....	120-Series
30)	GUIDE-PUMP DISCH. SPRING .....	85-18
31)	SPRING-PUMP DISCH. BALL .....	SEE PAGE 17
32)	BALL-PUMP DISCH. CHECK .....	SEE PAGE 16
33)	CAP-IDLE LIMITER .....	
34)	NEEDLE-IDLE ADJUSTING .....	**
35)	SPRING-IDLE ADJUSTING NEEDLE .....	SEE PAGE 17
36)	SCREW-THROTTLE BODY .....	**
37)	THROTTLE BODY ASSEMBLY .....	
38)	GASKET-THROTTLE BODY .....	SEE PAGE 21
39)	FLOAT BOWL ASSEMBLY .....	
40)	NUT-FUEL INLET FILTER .....	SEE PAGE 22
41)	GASKET-FILTER NUT .....	SEE PAGE 20
42)	FILTER-FUEL .....	SEE PAGE 16
43)	SPRING-FUEL FILTER .....	66-37
44)	SEAL-PUMP ROD .....	G1084
45)	RETAINER-ROD SEAL .....	G1021
46)	SEAL-POWER PISTON ROD .....	G1202

( 120- Series ) SEE JET CHART AT END OF ROCHESTER SECTION  
( \*\* ) REFER TO SCREW CATALOG



# ROCHESTER M, MV, 1ME, 1MV

 <b>83-1</b> CHECK BALL ( 5/32" Lead )	 <b>83-4</b> CHECK BALL ( 1/4" Lead )	 <b>83-6</b> CHECK BALL ( 19/64" Lead )	 <b>90-20</b> CHECK BALL ( 5/32" Alum. )	 <b>90-13</b> CHECK BALL ( 3/16" Steel )	 <b>85-237</b> CHOKE COVER RETAINER	 <b>85-203</b> CHOKE COVER RETAINER	 <b>85-297</b> CHOKE COVER RETAINER
 <b>62-44</b> ROD CLIP RETAINER 1/8"	 <b>85-301</b> PUMP PLUNGER RETAINER	 <b>85-93</b> PUMP DELAYER SPRING RETAINER	 <b>62-108</b> THROTTLE ARM STUD RETAINER	 <b>85-53</b> EXPANSION PLUG ( 5/16" Alum. )	 <b>85-114</b> MAIN METERING BODY PLUG ( 1/4" Aluminum )	 <b>0-50</b> HIGH-SPEED PASSAGE PLUG ( 21/64" Alum. )	 <b>0-60</b> PLUG ( 11/32" Alum. )
 <b>0-90-1</b> BOWL VENT PLUG ( 23/64" Alum. )	 <b>0-80</b> PASSAGE PUMP JET PLUG ( 13/32" Alum. )	 <b>G1201</b> ROD SEAL RETAINER	 <b>G1084</b> PUMP ROD SEAL	 <b>G1202</b> POWER PISTON ROD SEAL			
 <b>5/32HOSE</b> VACUUM HOSE	 <b>G600-5</b> RUBBER CAP ( 1/8" )	 <b>G600-1</b> RUBBER CAP ( 7/32" )	 <b>G665</b> RUBBER CAP ( 3/8" )	 <b>907F</b> CHOKE COVER POP RIVET			
 .699" Length 1/4-20 Threads <b>22-73</b> THROTTLE LEVER STUD	 <b>85-18</b> PUMP DISCHARGE SPRING " T " GUIDE	 <b>30-65</b> FUEL FILTER CHECK VALVE	 <b>30-53</b> FUEL FILTER SINTERED BRONZE	 <b>30-54</b> w/o check valve <b>30-59</b> w/ check valve 1" FUEL FILTER			



**80-42**  
CHOKE COVER  
SCREW  
( 8-32X5/16" )



**80-99**  
CHOKE COVER  
SCREW  
( 10-24X3/8" )



**80-221**  
CHOKE COVER  
SCREW ( Self Tapping )  
( 10-24x3/8" )



**75-22**  
FAST IDLE  
CAM SCREW  
( 12-28 Threads )



**75-39**  
VENT VALVE  
SCREW  
( 5-40X7/16" )



**16-122**  
IDLE MIXTURE  
SCREW  
( 10-32X1.311 )



**16-39**  
IDLE MIXTURE  
SCREW  
( 10-32X1.391 )



**16-106**  
IDLE MIXTURE  
SCREW  
( 10-32X1.600 )



**16-101**  
IDLE MIXTURE  
SCREW  
( 10-32X1.600 )



**16-83**  
IDLE MIXTURE  
SCREW  
( 10-32X1.722 )



**16-99**  
IDLE MIXTURE  
SCREW  
( 10-32X1.750 )



**16-98**  
IDLE MIXTURE  
SCREW  
( 10-32X1.787 )



**16-102**  
IDLE MIXTURE  
SCREW  
( 10-32X1.825 )



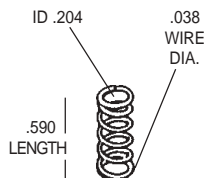
**66-96**  
METERING ROD  
SPRING



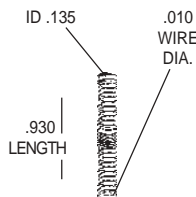
**66-76**  
PUMP PLUNGER  
GARTER SPRING



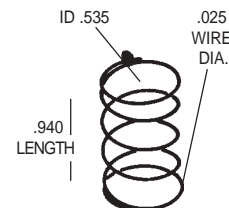
**66-68**  
MANUAL CHOKE  
VALVE SPRING



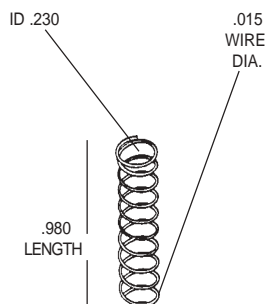
**66-51**  
IDLE ADJUSTING  
SCREW SPRING



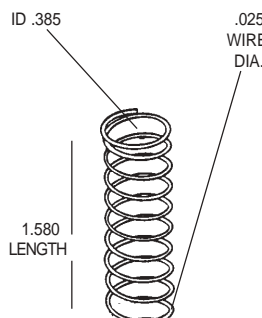
**66-16**  
PUMP DISCHARGE  
SPRING



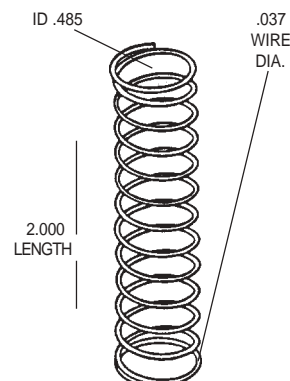
**66-37**  
FUEL FILTER  
INLET SPRING



**66-131**  
IDLE ENRICHMENT  
DIAPHRAGM SPRING



**66-15**  
PUMP RETURN  
SPRING



**66-44**  
PUMP DELAYER  
SPRING



**50-43**  
LINK PUMP



**50-40**  
PUMP LEVER  
LINK



**50-39**  
POWER PISTON  
LINK



**50-44**  
VACUUM BRAKE  
LINK



**R138**  
VACUUM BRAKE  
LINK



**R113**  
CAM TO CHOKE  
LEVER LINK



**R87**  
CHOKE ROD



**R73**  
FAST IDLE  
ROD



**R120**  
CHOKE ROD



**130-81**  
MONO JET  
ROD



**17-50**  
BRASS TUBE  
OD .187" X 1.000" Length



**17-144**  
BRASS TUBE  
OD .187" X 1.185" Length



**17-82**  
BRASS TUBE  
MONO JET  
OD .187" X 2.250" Length



**17-77**  
BRASS PASSAGE TUBE  
OD .250" X 1.375" Length



**17-57**  
STEEL TUBE  
OD .250" X 1.165" Length



**17-40**  
STEEL TUBE  
OD .375" X 1.365" Length



OD  
.250"

OD  
.189"

**17-108**  
STEEL SPARK  
VALVE TUBE  
1.086" Length



OD  
.250"

OD  
.185"

**17-109**  
STEEL TUBE  
1.363" Length



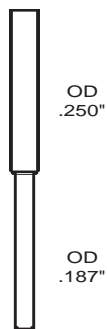
OD  
.250"

OD  
.186"

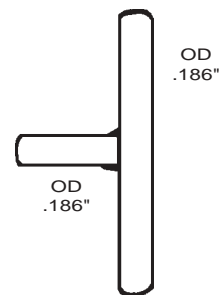
**17-103**  
AIR HORN VACUUM  
BRAKE TUBE  
1.614" Length



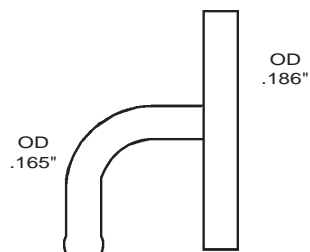
**17-98**  
BRASS IDLE  
TUBE ASSEMBLY  
OD .094" X 1.390" Length



**17-135**  
BRASS TUBE  
2.755" Length



**17-104**  
STEEL " T " TUBE  
1.578" Length



**17-117**  
STEEL TUBE  
1.066" Length



**20-82**  
CHOKE SHAFT  
ASSEMBLY



**85-161**  
CHOKE SHAFT  
LEVER



**85-184**  
CHOKE LEVER



**85-158**  
FAST IDLE  
CAM LEVER



**85-160**  
FAST IDLE  
CAM LEVER



**85-119**  
AIR CLEANER  
BRACKET



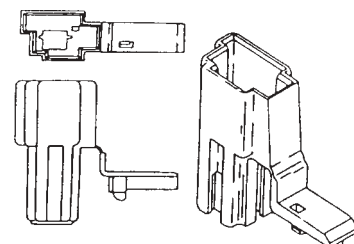
**85-156**  
AIR CLEANER  
BRACKET



**85-316**  
THROTTLE PLATE  
Size 1" 7/16"



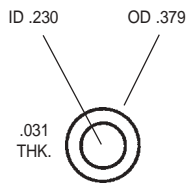
**85-317**  
THROTTLE PLATE  
Size 1" 11/16"



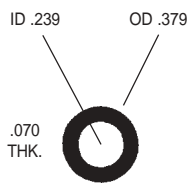
**85-268**  
PLASTIC TERMINAL  
CONNECTOR



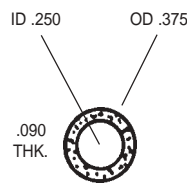
# ROCHESTER M, MV, 1ME, 1MV



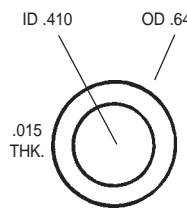
**G75**  
PUMP JET  
GASKET ( Fiber )



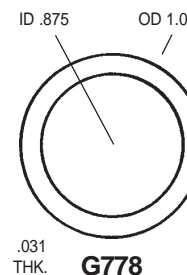
**G272**  
PUMP STEM  
SEAL O-RING ( Buna )



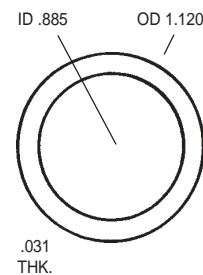
**G604**  
IDLE COMPENSATOR  
GASKET ( Cork )



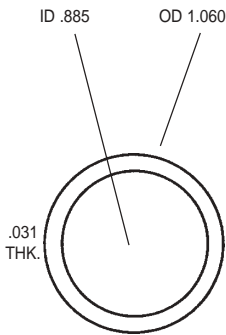
**G494**  
FUEL FILTER  
GASKET ( Fiber )



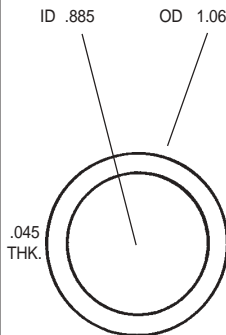
**G778**  
FUEL INLET NUT  
GASKET  
( Alum. + Rubber )



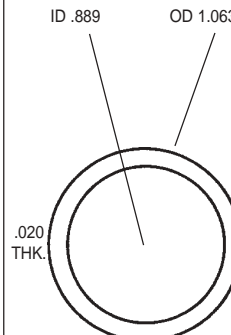
**G586**  
FUEL INLET NUT  
GASKET ( Fiber )



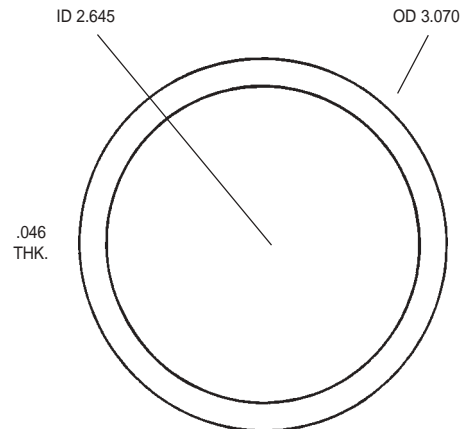
**G418**  
FUEL INLET NUT  
GASKET ( Fiber )



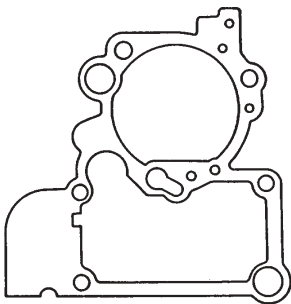
**G1125**  
FUEL INLET NUT  
GASKET ( Fiber )



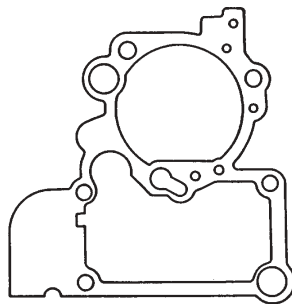
**G1502**  
FUEL INLET NUT  
GASKET ( Alum. + Rubber )



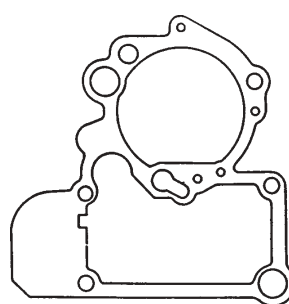
**G599**  
AIR CLEANER  
GASKET



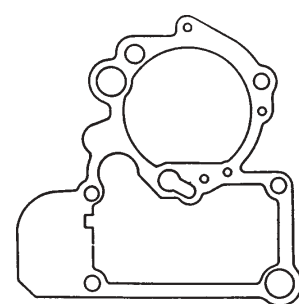
**G826**  
BOWL COVER GASKET  
1/32" THK.



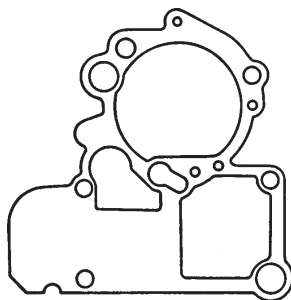
**G1068**  
BOWL COVER GASKET  
3/64" THK.



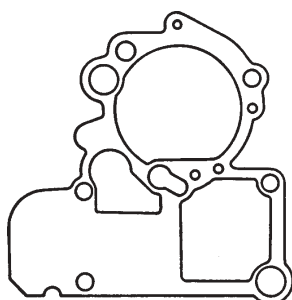
**G928**  
BOWL COVER GASKET  
1/32" THK.



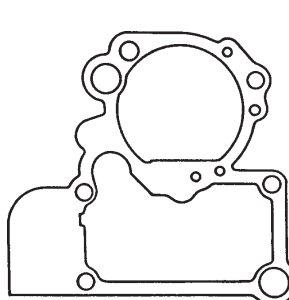
**G1248**  
BOWL COVER GASKET  
3/64" THK.



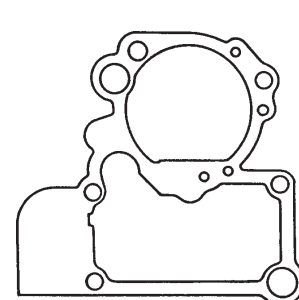
**G1015**  
BOWL COVER GASKET  
1/32" THK.



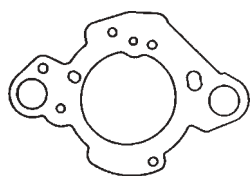
**G1249**  
BOWL COVER GASKET  
3/64" THK.



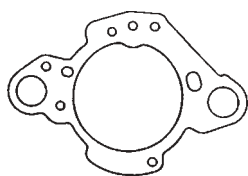
**G706**  
BOWL COVER GASKET  
1/32" THK.



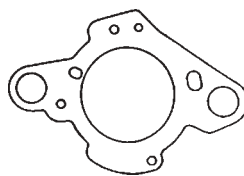
**G1247**  
BOWL COVER GASKET  
3/64" THK.



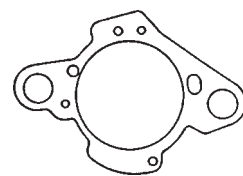
**G898**  
THROTTLE BODY GASKET  
3/32 THK.



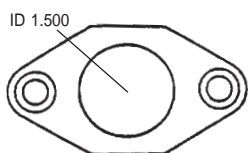
**G829**  
THROTTLE BODY GASKET  
3/32" THK.



**G712**  
THROTTLE BODY GASKET  
3/32" THK.

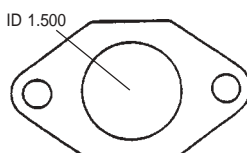


**G657**  
THROTTLE BODY GASKET  
3/32" THK.



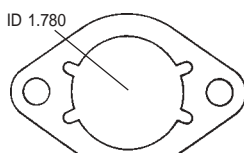
ID 1.500  
.156 THK.

**G756**  
FLANGE GASKET



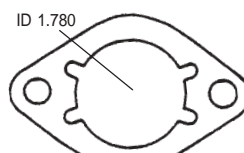
ID 1.500  
.031 THK.

**G755**  
FLANGE GASKET



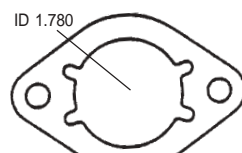
ID 1.780  
.062 THK.

**G608**  
FLANGE GASKET



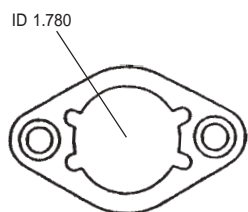
ID 1.780  
.156 THK.

**G856**  
FLANGE GASKET



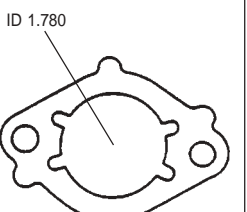
ID 1.780  
.250 THK.

**G854**  
FLANGE GASKET



ID 1.780  
.250 THK.

**G985**  
FLANGE GASKET



ID 1.780  
.031 THK.

**G832**  
FLANGE GASKET



**64-225**  
VACUUM BRAKE  
DIAPHRAGM



11/16"

**64-340** FLUORELASTOMER  
**64-198-1** BUNA

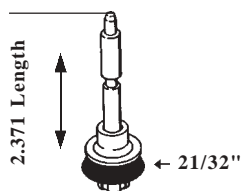
PUMP CUP



21/32"

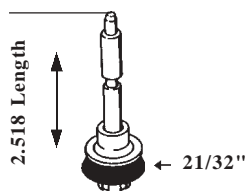
**64-344** FLUORELASTOMER  
**64-292** BUNA

PUMP CUP



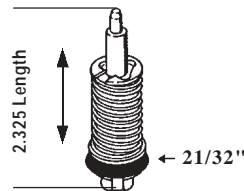
**64-387** Methanol Resistant L Cup  
w/out Delayer Spring  
**64-224** Buna L Cup  
w/out Delayer Spring

PUMP PLUNGER ASSEMBLY  
( No Garter Spring )



**64-391** Methanol Resistant Cup  
w/out Delayer Spring  
**64-293** Buna Cup  
w/out Delayer Spring

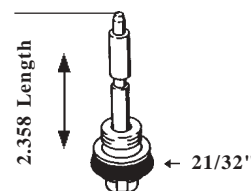
PUMP PLUNGER ASSEMBLY  
( No Garter Spring )



**64-425** Methanol Resistant Cup  
With Delayer Spring

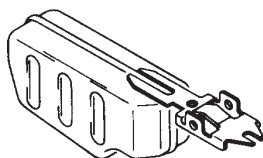
\*\*\*\*\*  
**64-388** Methanol Resistant Cup  
w/out Delayer Spring  
**64-424** Buna Cup  
w/out Delayer Spring

PUMP PLUNGER ASSEMBLY




**64-404** Methanol Resistant Cup  
w/out Delayer Spring  
**64-403** Buna Cup  
w/out Delayer Spring


PUMP PLUNGER ASSEMBLY



**100-51**  
BRASS FLOAT



**100-8**  
NITROPHYL FLOAT



**100-47**  
NITROPHYL FLOAT





**101-835**  
CHOKE PULL-OFF  
ASSEMBLY



**101-806**  
CHOKE PULL-OFF  
ASSEMBLY



**101-807C**  
CHOKE PULL-OFF  
ASSEMBLY



**101-709**  
CHOKE PULL-OFF  
ASSEMBLY



**101-860**  
CHOKE PULL-OFF  
ASSEMBLY



**102-1002**  
CHOKE THERMOSTAT  
ASSEMBLY



**102-1024**  
CHOKE THERMOSTAT  
ASSEMBLY



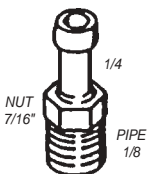
**102-1057**  
CHOKE THERMOSTAT  
ASSEMBLY



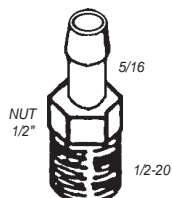
**102-1060**  
CHOKE THERMOSTAT  
ASSEMBLY



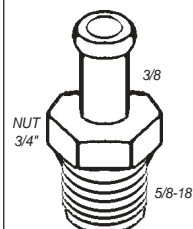
**102-1070**  
CHOKE THERMOSTAT  
ASSEMBLY



**90-114**  
FUEL INLET  
HOSE FITTING



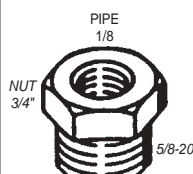
**90-141**  
FUEL INLET  
HOSE FITTING



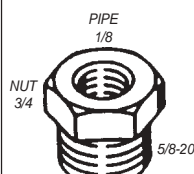
**90-88**  
FUEL INLET  
HOSE FITTING



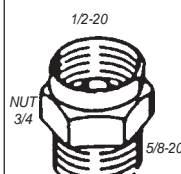
**90-52**  
BASE PLUG  
FITTING



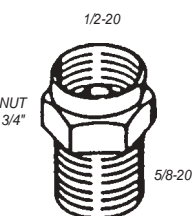
**90-43**  
FUEL INLET  
FITTING



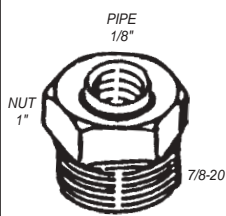
**90-43-1**  
FUEL INLET  
FITTING



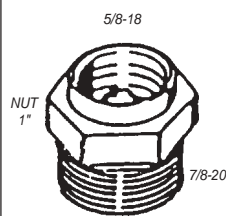
**90-42**  
FUEL INLET  
FITTING



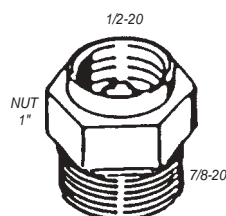
**90-42-1**  
FUEL INLET FITTING  
(Extra Threads)



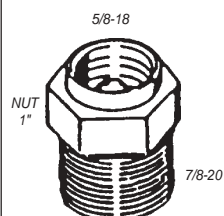
**90-74**  
FUEL INLET  
FITTING



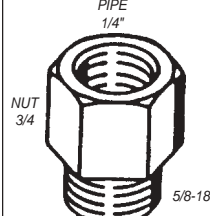
**90-75**  
FUEL INLET  
FITTING




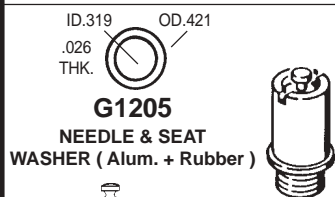
**90-72**  
FUEL INLET  
FITTING




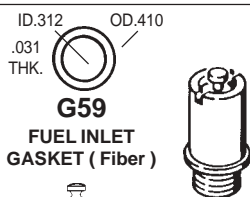
**90-75-1**  
FUEL INLET FITTING  
(Extra Threads)




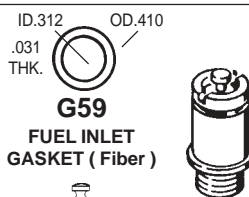
**90-123**  
REDUCER FITTING




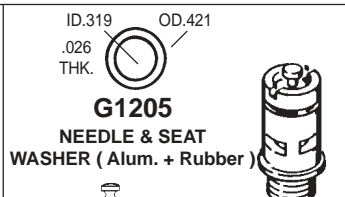
**31-565**  
VITON NEEDLE &  
SEAT ASSEMBLY  
(.076 Orifice)



**31-549**  
VITON NEEDLE &  
SEAT ASSEMBLY  
(.110 Orifice)



**31-575**  
VITON NEEDLE &  
SEAT ASSEMBLY  
(.119 Orifice)

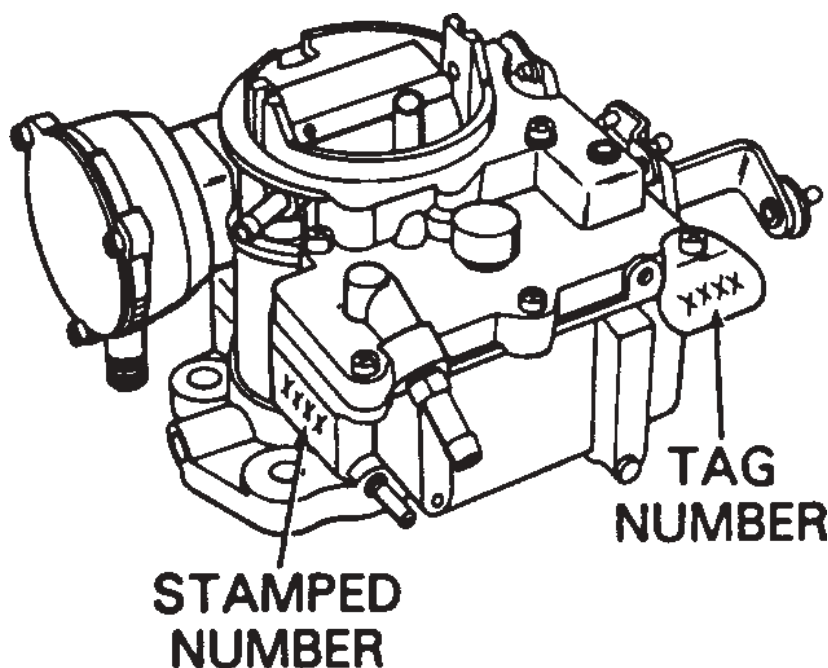


**31-698**  
VITON NEEDLE &  
SEAT ASSEMBLY  
(.119 Orifice)

# **ROCHESTER**

## **"2G, 2GC, 2GE, 2GV"**

**( TWO-JET )**

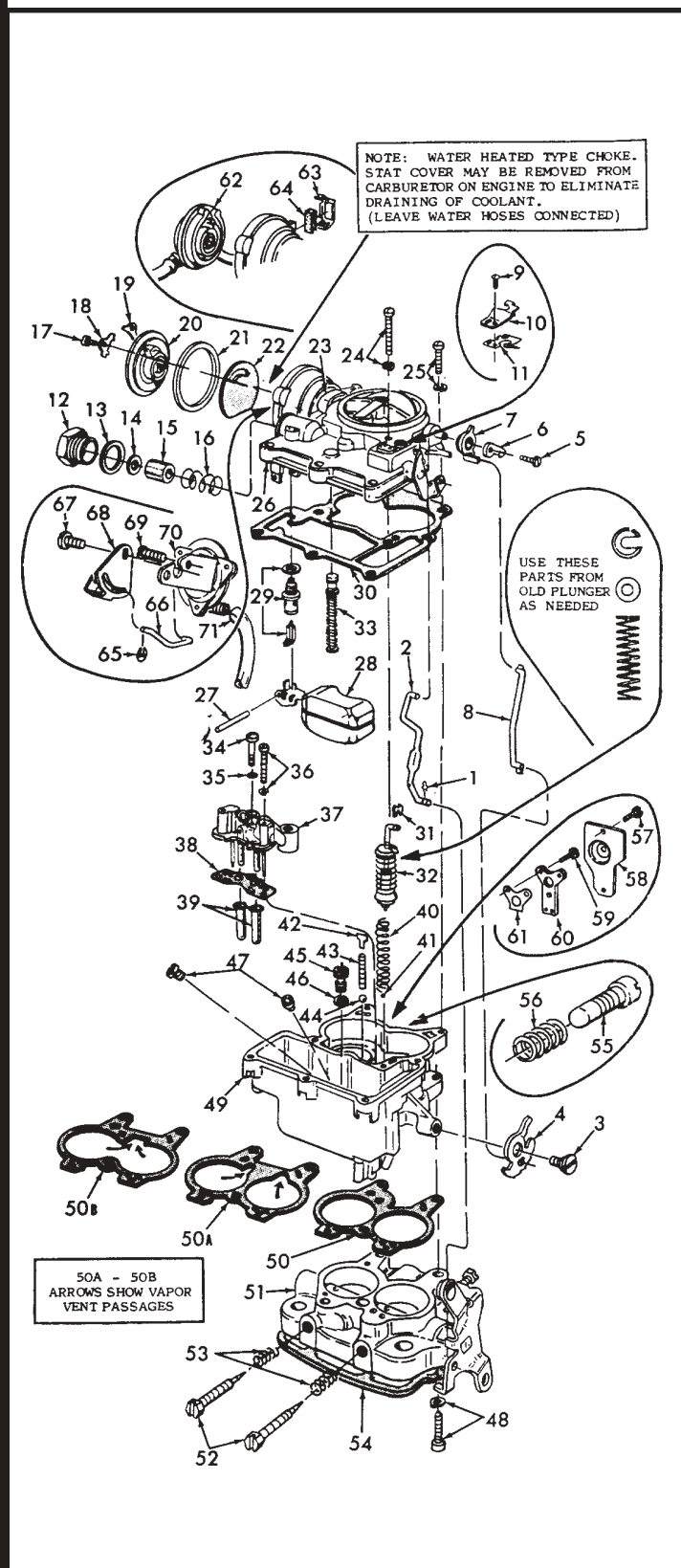


### **APPLICATION**

BUICK (6,8 cyl)..... 1961-78  
CADILLAC (8 cyl) ..... 1958-60  
CHECKER MOTORS (6,8 cyl).... 1963-78  
CHEVROLET (4,6,8 cyl ) ..... 1955-78  
CHEV./GMC TRUCK (8 cyl) ..... 1955-90  
DIVCO TRUCK \*\*\*\*\*  
DODGE (8 cyl) ..... 1971  
DODGE TRUCK (8 cyl) ..... 1971

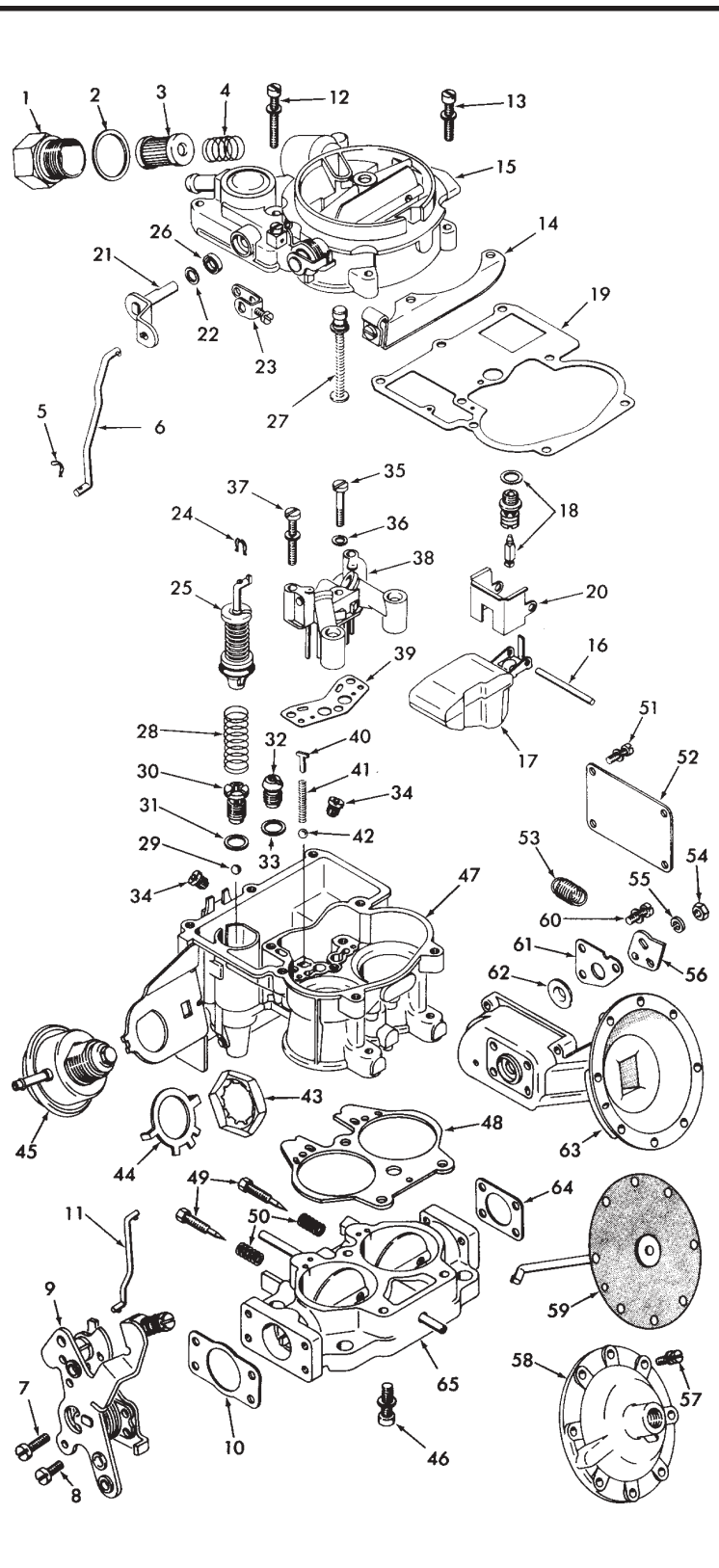
### **APPLICATION**

JEEP (6,8 cyl) ..... 1966-71  
OLDSMOBILE (6,8 cyl) ..... 1955-78  
PLYMOUTH (8 cyl) ..... 1971  
PONTIAC (6,8 cyl) ..... 1955-78  
STUDEBAKER (8 cyl) ..... 1965  
WHITE MOTORS TRUCK (8 cyl) 1967  
MARINE: CRUSADER (4,6,8 cyl)  
CHRIS CRAFT (8 cyl), GRAY (8 cyl)  
PALMER(6 cyl)



REF#	NOMENCLATURE	PART#
1)	RETAINER-PUMP ROD .....	SEE PAGE 26
2)	ROD-PUMP .....	SEE PAGE 29
3)	SCREW-FAST IDLE CAM .....	25-22
4)	CAM-FAST IDLE .....	SEE PAGE 29
5)	SCREW-TRIP LEVER .....	**
6)	LEVER-TRIP .....	85-216
7)	LEVER AND COLLAR-CHOKE .....	85-219
8)	ROD CHOKE .....	SEE PAGE 29
9)	SCREW-IDLE VENT VALVE .....	**
10)	SHIELD-IDLE VENT VALVE .....	85-64
11)	VALVE-IDLE VENT .....	
12)	FITTING-FUEL INLET .....	SEE PAGE 38
13)	GASKET-FUEL INLET FITTING .....	SEE PAGE 30
14)	GASKET-FUEL FILTER .....	SEE PAGE 30
15)	FILTER-FUEL INLET .....	SEE PAGE 27
16)	SPRING-FUEL FILTER .....	SEE PAGE 28
17)	SCREW-STAT COVER RETAINER .....	**
18)	RETAINER-STAT COVER TOOTHED .....	SEE PAGE 26
19)	RETAINER-STAT COVER PLAIN .....	SEE PAGE 26
20)	STAT COVER & SPRING ASSY. ....	SEE PAGE 37
21)	GASKET-STAT COVER .....	SEE PAGE 30 & 31
22)	PLATE-CHOKE BAFFLE .....	40-9
23)	GASKET-CHOKE HOUSING .....	SEE PAGE 30
24)	SCREW-BOWL COVER (Extra Long) .....	**
25)	SCREW-BOWL COVER .....	**
26)	BOWL COVER ASSEMBLY .....	
27)	PIN-FLOAT HINGE .....	SEE PAGE 28
28)	FLOAT & LEVER ASSEMBLY .....	SEE PAGE 36
29)	NEEDLE, SEAT & GASKET ASSY. ....	SEE PAGE 39
30)	GASKET-BOWL COVER .....	SEE PAGE 33
31)	RETAINER-PUMP PLUNGER .....	SEE PAGE 26
32)	PUMP PLUNGER .....	SEE PAGE 35
33)	POWER PISTON ASSEMBLY .....	
34)	SCREW-VENTURI CLUSTER CENTER ....	**
35)	WASHER-FIBER-VENTURI CLUSTER .....	SEE PAGE 30
36)	SCREW-VENTURI CLUSTER .....	**
37)	VENTURI CLUSTER ASSEMBLY .....	
38)	GASKET-VENTURI CLUSTER ASSY. ....	SEE PAGE 31
39)	INSERT-MAIN WELL .....	
40)	SPRING-PUMP RETURN .....	SEE PAGE 28
41)	BALL-PUMP INTAKE .....	SEE PAGE 26
42)	GUIDE-PUMP DISCHARGE BALL .....	85-59
43)	SPRING-PUMP DISCHARGE BALL .....	SEE PAGE 28
44)	BALL-PUMP DISCHARGE .....	SEE PAGE 26
45)	POWER VALVE ASSEMBLY .....	SEE PAGE 26
46)	GASKET-POWER VALVE .....	SEE PAGE 30
47)	JETS-MAIN METERING .....	120-10
48)	SCREW-THROTTLE BODY TO BOWL .....	**
49)	BOWL-ASSY-FLOAT .....	
50)	GASKET-THROTTLE BODY .....	SEE PAGE 32
50A)	GASKET-THROTTLE BODY .....	SEE PAGE 32
50B)	GASKET-THROTTLE BODY .....	SEE PAGE 32
51)	THROTTLE BODY ASSEMBLY .....	
52)	NEEDLE-IDLE ADJUSTING .....	SEE PAGE 27
53)	SPRING-IDLE ADJUSTING NEEDLE .....	SEE PAGE 28
54)	GASKET-FLANGE .....	SEE PAGE 34
55)	NEEDLE-IDLE AIR ADJUSTING .....	SEE PAGE 27
56)	SPRING-IDLE AIR ADJUSTING .....	SEE PAGE 28
57)	SCREW-COVER IDLE COMPENSATOR ...	**
58)	COVER-IDLE COMPENSATOR .....	
59)	SCREW-IDLE COMPENSATOR VALVE ....	**
60)	VALVE-IDLE COMPENSATOR .....	
61)	GASKET-IDLE COMPENSATOR VALVE ...	G366
62)	STAT COVER & SPRING ASSY. ....	SEE PAGE 37
63)	RETAINER-FILTER .....	
64)	FILTER-AIR INTAKE .....	
65)	RETAINER-VACUUM CONTROL ROD .....	
66)	ROD-VACUUM CONTROL .....	SEE PAGE 29
67)	SCREW-STAT ROD LEVER .....	**
68)	LEVER-STAT ROD .....	**
69)	SCREW-VACUUM CONTROL .....	**
70)	VACUUM-BREAK CONTROL .....	SEE PAGE 36
71)	HOSE-VACUUM BREAK CONTROL .....	5/32HOSE

( 120- Series ) SEE JET CHART AT END OF ROCHESTER SECTION  
( \*\* ) REFER TO SCREW CATALOG


























































REF#	NOMENCLATURE	PART#
1)	FITTING-FUEL INLET .....	SEE PAGE 38
2)	GASKET-FUEL INLET .....	SEE PAGE 30
3)	FUEL-FILTER .....	SEE PAGE 27
4)	SPRING-FUEL FILTER .....	SEE PAGE 28
5)	RETAINER-PUMP ROD .....	SEE PAGE 26
6)	ROD-PUMP .....	SEE PAGE 29
7)	SCREW-THROTTLE LEVER (Long) .....	**
8)	SCREW-THROTTLE LEVER (Short) .....	**
9)	THROTTLE LEVER ASSEMBLY .....	
10)	GASKET-THROTTLE LEVER .....	G951
11)	ROD-CHOKE .....	SEE PAGE 29
12)	SCREW-BOWL COVER (Long) .....	**
13)	SCREW-BOWL COVER (Short) .....	**
14)	BRACKET-CHOKE CABLE .....	
15)	BOWL COVER ASSEMBLY .....	
16)	PIN-FLOAT HINGE .....	SEE PAGE 28
17)	FLOAT ASSEMBLY .....	SEE PAGE 36
18)	NEEDLE, SEAT & GASKET ASSY. ....	SEE PAGE 39
19)	GASKET-BOWL COVER .....	SEE PAGE 33
20)	BAFFLE-FUEL .....	
21)	LEVER & SHAFT ASSY.-PUMP .....	SEE PAGE 29
22)	WASHER-LEVER & SHAFT .....	SEE PAGE 30
23)	LEVER-ASSY.-PUMP .....	
24)	RETAINER-PUMP .....	SEE PAGE 26
25)	PUMP ASSEMBLY .....	SEE PAGE 35
26)	SEAL-PUMP LEVER & SHAFT .....	64-265
27)	POWER PISTON ASSEMBLY .....	
28)	SPRING-PUMP RETURN .....	SEE PAGE 28
29)	BALL-PUMP INTAKE CHECK .....	SEE PAGE 26
30)	POWER VALVE ASSEMBLY .....	SEE PAGE 26
31)	GASKET-POWER VALVE .....	SEE PAGE 30
32)	POWER VALVE ASSEMBLY .....	SEE PAGE 26
33)	GASKET-POWER VALVE .....	SEE PAGE 30
34)	JETS-MAIN METERING .....	120-10
35)	SCREW-VENTURI CLUSTER .....	**
36)	GASKET-CENTER SCREW .....	SEE PAGE 30
37)	SCREW-VENTURI CLUSTER .....	**
38)	VENTURI CLUSTER ASSY. ....	
39)	GASKET-VENTURI CLUSTER .....	SEE PAGE 31
40)	GUIDE-PUMP DISCHARGE SPRING .....	85-59
41)	SPRING-PUMP DISCHARGE .....	SEE PAGE 28
42)	BALL-PUMP DISCHARGE .....	SEE PAGE 26
43)	NUT-THROTTLE ACTUATOR .....	
44)	WASHER-LOCKING TAB .....	
45)	ACTUATOR-THROTTLE LEVER .....	
46)	SCREW-THROTTLE BODY .....	**
47)	BOWL ASSEMBLY .....	
48)	GASKET-THROTTLE BODY .....	SEE PAGE 32
49)	NEEDLE-IDLE ADJUSTING .....	**
50)	SPRING-IDLE ADJUSTING NEEDLE .....	SEE PAGE 28
51)	SCREW-GOV. HOUSING COVER .....	**
52)	COVER-GOVERNOR HOUSING .....	
53)	SPRING-GOVERNOR .....	
54)	NUT-GOVERNOR LEVER .....	
55)	WASHER-GOVERNOR LEVER .....	SEE PAGE 30
56)	LEVER & PIN ASSY. GOVERNOR .....	
57)	SCREW-DIAPHRAGM COVER .....	**
58)	DIAPHRAGM COVER-GOVERNOR .....	
59)	DIAPHRAGM ASSY.-GOVERNOR .....	64-321
60)	SCREW-GOVERNOR ASSY. ....	**
61)	RETAINER-THROTTLE SHAFT SEAL .....	
62)	SEAL-THROTTLE SHAFT .....	G450
63)	GOVERNOR HOUSING .....	
64)	GASKET-GOVERNOR-HOUSING .....	G441
65)	THROTTLE BODY ASSEMBLY .....	

( 120- Series ) SEE JET CHART AT END OF ROCHESTER SECTION  
 ( \*\* ) REFER TO SCREW CATALOG


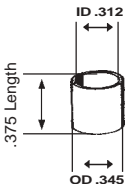
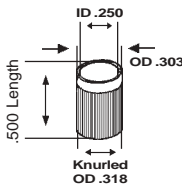
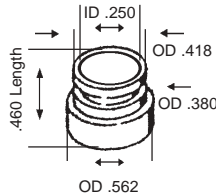
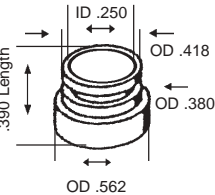
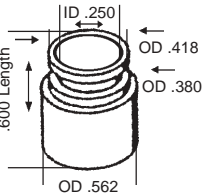










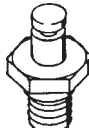
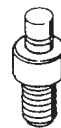















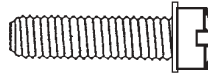




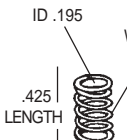
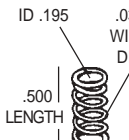
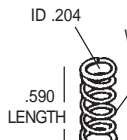
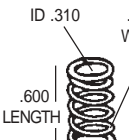
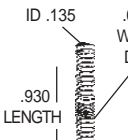
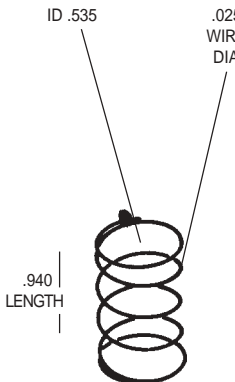
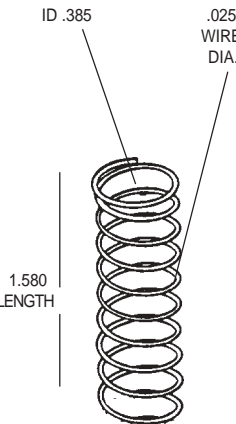
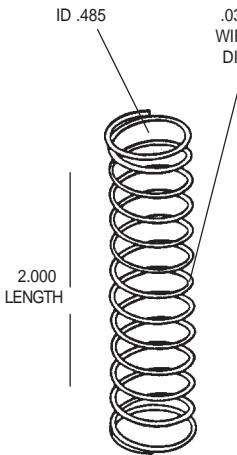
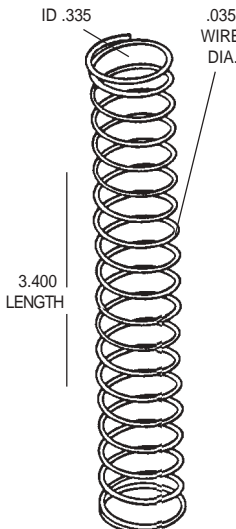









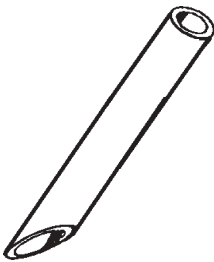
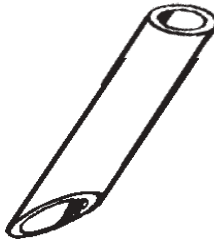

# ROCHESTER

## 2G, 2GC, 2GE, 2GV

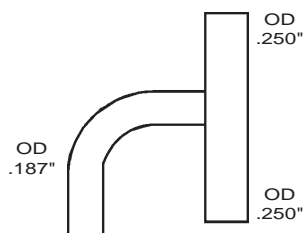
 <b>83-2</b> CHECK BALL ( 7/64" Lead )	 <b>83-1</b> CHECK BALL ( 5/32" Lead )	 <b>83-3</b> CHECK BALL ( 3/16" Lead )	 <b>83-4</b> CHECK BALL ( 1/4" Lead )	 <b>83-6</b> CHECK BALL ( 19/64" Lead )	 <b>90-21</b> CHECK BALL ( 1/8" Carbon Steel )	
 <b>90-12</b> CHECK BALL ( 5/32" Steel )	 <b>90-20</b> CHECK BALL ( 5/32" Alum. )	 <b>90-13</b> CHECK BALL ( 3/16" Steel )	 <b>90-19</b> CHECK BALL ( 3/16" Alum. )	 <b>62-56</b> ROD RETAINER	 <b>62-104</b> ROD RETAINER	 <b>62-46</b> ROD RETAINER
 <b>62-85</b> ROD RETAINER	 <b>62-58</b> ROD RETAINER	 <b>62-83</b> ROD RETAINER	 <b>32-11</b> COTTER PIN ( 3/64"X3/8" )	 <b>62-53</b> ROD END CLIP RETAINER	 <b>62-52</b> ROD END CLIP RETAINER	 <b>85-237</b> CHOKE COVER RETAINER
 <b>85-202</b> CHOKE COVER RETAINER	 <b>85-297</b> CHOKE COVER RETAINER	 <b>62-44</b> ROD CLIP RETAINER 1/8"	 <b>62-48</b> ROD CLIP RETAINER 3/32"	 <b>62-108</b> THROTTLE ARM STUD RETAINER	 <b>85-60</b> STAT COVER RETAINER	 <b>Metering Jets</b>  See Back Of Rochester Section
 <b>G1317</b> FELT SPACER	 <b>G681</b> RUBBER VENT VALVE	 <b>64-265</b> CHOKE SHAFT SEAL	 <b>G450</b> LEATHER THROTTLE SHAFT SEAL	 <b>G622</b> THROTTLE LEVER GROMMET	 <b>G600-5</b> RUBBER CAP ( 1/8" )	 <b>G600-1</b> RUBBER CAP ( 7/32" )
 <b>85-122</b> IDLE LIMITER CAP	 <b>85-71</b> LEVER	 <b>85-64</b> IDLE VENT BRACKET	 <b>85-82</b> PUMP DELAYER SPRING RETAINER	 <b>85-93</b> PUMP DELAYER SPRING RETAINER	 <b>85-340</b> LOCKWASHER	 <b>0-99</b> PLUG ( 1/4" Aluminum )
 <b>85-114</b> MAIN METERING BODY PLUG ( 1/4" Aluminum )	 <b>0-86</b> PLUG ( 1/4" Aluminum )	 <b>0-60</b> PLUG ( 11/32" Aluminum )	 <b>0-90-1</b> BOWL VENT PLUG ( 23/64" Alum. )	 <b>0-80</b> PASSAGE PUMP JET PLUG ( 13/32" Alum. )	 <b>0-70</b> PUMP JET RIVET PLUG ( 27/64" Aluminum )	 <b>85-50</b> EXPANSION PLUG ( 3/8" Aluminum )
 <b>85-48</b> EXPANSION PLUG ( 5/8" Aluminum )	 <b>85-132</b> EXPANSION PLUG ( 7/8" Aluminum )	 <b>85-59</b> PUMP DISCHARGE SPRING " T " GUIDE	 <b>30-65</b> FUEL FILTER CHECK VALVE	 <b>56-2</b> POWER VALVE ASSEMBLY	 <b>56-40</b> POWER VALVE ASSEMBLY	 <b>56-41</b> POWER VALVE ASSEMBLY



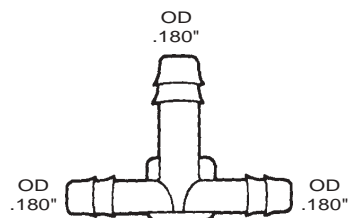
 <b>22-8</b> CABLE ADAPTER SWIVEL	 ID .312 .375 Length OD .345 <b>22-51</b> BRASS BUSHING ( Shaft Size 5/16" )	 ID .250 .500 Length OD .303 Knurled OD .318 <b>22-4-1</b> BRASS BUSHING ( Shaft Size 1/4" )	 ID .250 .460 Length OD .418 OD .380 OD .562 <b>22-91</b> STEEL BUSHING	 ID .250 .390 Length OD .418 OD .380 OD .562 <b>22-39S</b> STEEL BUSHING	 ID .250 .600 Length OD .418 OD .380 OD .562 <b>22-39L</b> BRASS BUSHING
 <b>22-17</b> PLASTIC THROTTLE LEVER BUSHING					
 <b>30-53</b> FUEL FILTER SINTERED BRONZE	 ID 27/64" .560" Length <b>30-70</b> FUEL INLET STRAINER	 ID 5/8" .870" Length <b>30-71</b> FUEL INLET STRAINER	 <b>30-54</b> w/o check valve <b>30-59</b> w/ check valve 1" FUEL FILTER		 <b>30-55</b> w/o check valve <b>30-60</b> w/ check valve 2" FUEL FILTER
 7/32" Ball .937" Length 1/4-20 Threads <b>22-25</b> THROTTLE LEVER BALL STUD	 1/4" Ball .928" Length 1/4-28 Threads <b>22-24</b> THROTTLE LEVER BALL STUD	 1/4" Ball 1.020" Length 5/16-18 Threads <b>22-70</b> THROTTLE LEVER BALL STUD	 .699" Length 1/4-20 Threads <b>22-73</b> THROTTLE LEVER STUD	 .910" Length 5/16-18 Threads <b>22-69</b> THROTTLE LEVER STUD	 .875" Length 5/16-18 Threads <b>22-72</b> THROTTLE LEVER STUD
 1.000" Length 5/16-18 Threads <b>22-126</b> THROTTLE LEVER STUD					
 <b>16-122</b> IDLE ADJUSTING SCREW ( 10-32X1.311 )	 <b>16-101</b> IDLE MIXTURE SCREW ( 10-32X1.600 )	 <b>16-99</b> IDLE MIXTURE SCREW ( 10-32X1.750 )	 <b>16-98</b> IDLE MIXTURE SCREW ( 10-32X1.787 )	 <b>16-102</b> IDLE MIXTURE SCREW ( 10-32X1.825 )	 <b>16-130</b> IDLE MIXTURE SCREW ( 10-32X1.850 )
 <b>16-138</b> IDLE MIXTURE SCREW ( 10-32X2.055 )					
 <b>75-22</b> FAST IDLE CAM SCREW ( 12-28 Threads )	 <b>80-2</b> THROTTLE PLATE SCREW ( 3-48X1/4" )	 <b>80-10</b> IDLE VENT VALVE SCREW ( 5-40X1/4" )	 <b>80-30</b> THROTTLE SHAFT SCREW ( 6-32X5/16" )	 <b>80-5</b> CHOKE & THROTTLE PLATE SCREW ( 6-32X5/16" )	
 <b>80-42</b> CHOKE COVER SCREW ( 8-32X5/16" )		 <b>80-86</b> BOWL COVER SCREW ( 10-32X7/8" )		 <b>80-123</b> BOWL COVER SCREW ( 12-28X7/8" )	

 <p><b>66-76</b> PUMP PLUNGER GARTER SPRING</p>	 <p><b>66-88</b> PUMP PLUNGER GARTER SPRING</p>	 <p>ID .195 .038 WIRE DIA. .425 LENGTH</p> <p><b>66-3</b> IDLE ADJUSTING SCREW SPRING</p>	 <p>ID .195 .032 WIRE DIA. .500 LENGTH</p> <p><b>66-1</b> IDLE ADJUSTING SCREW SPRING</p>	 <p>ID .204 .038 WIRE DIA. .590 LENGTH</p> <p><b>66-51</b> IDLE ADJUSTING SCREW SPRING</p>	 <p>ID .310 .025 WIRE DIA. .600 LENGTH</p> <p><b>66-64</b> IDLE ADJUSTING SCREW SPRING</p>	 <p>ID .135 .010 WIRE DIA. .930 LENGTH</p> <p><b>66-16</b> PUMP DISCH. SPRING</p>
 <p>ID .535 .025 WIRE DIA. .940 LENGTH</p> <p><b>66-37</b> FUEL FILTER INLET SPRING</p>	 <p>ID .385 .025 WIRE DIA. 1.580 LENGTH</p> <p><b>66-15</b> PUMP RETURN SPRING</p>	 <p>ID .485 .037 WIRE DIA. 2.000 LENGTH</p> <p><b>66-44</b> PUMP DELAYER SPRING</p>	 <p>ID .335 .035 WIRE DIA. 3.400 LENGTH</p> <p><b>67-3</b> PUMP PLUNGER SPRING</p>			
 <p><b>32-27</b> FLOAT PIN OD .081"X.380" Length</p>	 <p><b>32-17</b> FLOAT PIN OD .092"X1.313" Length</p>	 <p><b>32-24</b> FLOAT PIN OD .095X1.720" Length</p>	 <p><b>32-42</b> FLOAT PIN OD .095"X1.560" Length</p>	 <p><b>17-27</b> BRASS TUBE OD .250"X1.130" Length</p>	 <p><b>17-50</b> BRASS TUBE OD .187"X1.000" Length</p>	
 <p><b>17-77</b> BRASS PASSAGE TUBE OD .250"X1.375" Length</p>	 <p>ORIFICE .032</p> <p><b>17-116</b> BRASS PASSAGE TUBE OD .093"X1.426" Length</p>	 <p><b>17-7-2</b> PUMP DISCHARGE TUBE OD .250"X1.000" Length</p>	 <p><b>17-7-1</b> BRASS TUBE OD .250"X1.615" Length</p>	 <p><b>17-7</b> VENT TUBE OD .315"X1.672" Length</p>	 <p><b>17-57</b> STEEL TUBE OD .250"X1.165" Length</p>	





**17-114**  
STEEL TUBE  
1.120" Length



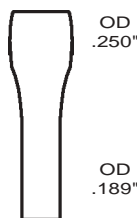
**17-115**  
PLASTIC "T" TUBE  
1.450" Length



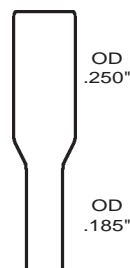
**17-40**  
STEEL TUBE  
OD .375"X1.365" Length



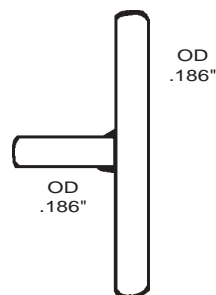
**17-123**  
STEEL TUBE  
OD .250"X1.885" Length



**17-108**  
STEEL SPARK  
VALVE TUBE  
1.086" Length



**17-109**  
STEEL TUBE  
1.363" Length



**17-104**  
STEEL "T" TUBE  
1.578" Length



**85-159**  
LEVER



**85-205**  
LEVER



**85-216**  
LEVER



**85-219**  
CHOKE LEVER



**85-319**  
THROTTLE PLATE  
Size 1" 7/16"



**85-317**  
THROTTLE PLATE  
Size 1" 11/16"



**R125**  
VACUUM LINK



**R124**  
CHOKE ROD



**50-46**  
VACUUM BRAKE  
LINK



**R123**  
VACUUM BRAKE  
ROD



**R44**  
CHOKE ROD



**R42**  
CHOKE ROD



**R74**  
CHOKE ROD



**R104**  
CHOKE ROD



**R72**  
CHOKE ROD



**R132**  
CHOKE LINK



**50-26**  
VACUUM CONTROL  
ROD



**R71**  
CHOKE ROD



**85-167**  
AIR CLEANER  
BRACKET ASSEMBLY



**R100**  
PUMP ROD



**R112**  
CHOKE ROD



**R135**  
CHOKE ROD



**20-61**  
CHOKE SHAFT ASSY.

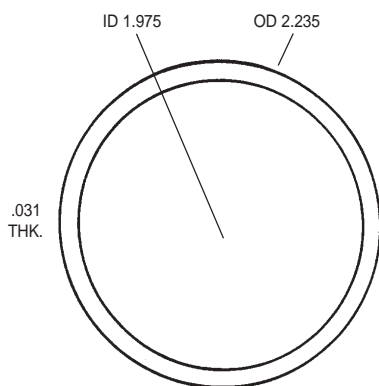


**20-90**  
CHOKE SHAFT ASSY.

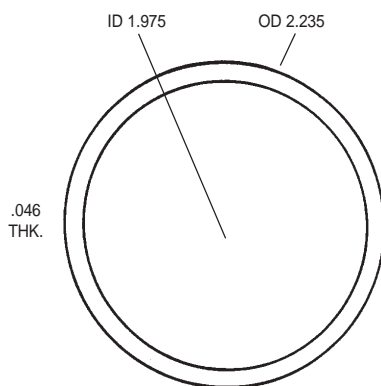


# ROCHESTER 2G, 2GC, 2GE, 2GV

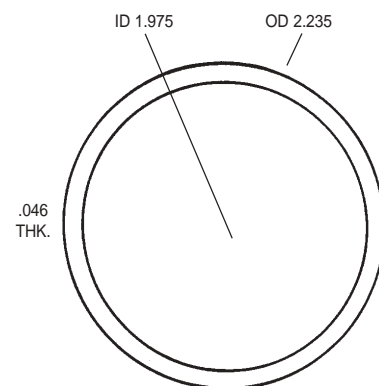
<p>ID .124 OD .311 .031 THK.</p> <p><b>85-110</b> THROTTLE ROD WASHER ( Steel )</p>	<p>ID .168 OD .315 .031 THK.</p> <p><b>G74</b> FIBER WASHER</p>	<p>ID .186 OD .316 .046 THK.</p> <p><b>G771</b> FIBER WASHER</p>	<p>ID .187 OD .317 .031 THK.</p> <p><b>G495</b> CHOKE HOUSING GASKET ( Rubber )</p>	<p>ID .187 OD .360 .062 THK.</p> <p><b>G1316</b> CHOKE ROD SEAL ( Felt )</p>	<p>ID .192 OD .322 .031 THK.</p> <p><b>G365</b> STEP UP JET GASKET ( Fiber )</p>	<p>ID .200 OD .325 .031 THK.</p> <p><b>G1158</b> PUMP DISCHARGE NOZZLE GASKET ( Fiber )</p>
<p>ID .232 OD .569 .010 THK.</p> <p><b>85-28</b> PLUNGER WASHER ( Steel )</p>	<p>ID .250 OD .375 .090 THK.</p> <p><b>G604</b> IDLE COMPENSATOR GASKET ( Cork )</p>	<p>ID .268 OD .500 .031 THK.</p> <p><b>G463</b> WATER JACKET SCREW GASKET</p>	<p>ID .309 OD .434 .031 THK.</p> <p><b>G50</b> NEEDLE &amp; SEAT GASKET ( Fiber )</p>	<p>ID .312 OD .410 .031 THK.</p> <p><b>G59</b> FUEL INLET GASKET ( Fiber )</p>	<p>ID .312 OD .436 .031 THK.</p> <p><b>G1144</b> FUEL VALVE SEAT WASHER ( Copper )</p>	<p>ID .312 OD .725 .015 THK.</p> <p><b>G1330</b> FUEL FILTER GASKET ( Fiber )</p>
<p>ID .350 OD .435 .031 THK.</p> <p><b>G405</b> POWER VALVE GASKET ( Fiber )</p>	<p>ID .405 OD .488 .031 THK.</p> <p><b>G824</b> FIBER WASHER</p>	<p>ID .405 OD .515 .031 THK.</p> <p><b>G871</b> POWER VALVE WASHER ( Fiber )</p>	<p>ID .410 OD .645 .015 THK.</p> <p><b>G494</b> FUEL FILTER GASKET ( Fiber )</p>	<p>ID .606 OD .856 .031 THK.</p> <p><b>G112</b> BOWL STRAINER NUT GASKET</p>	<p>ID .635 OD .812 .031 THK.</p> <p><b>G385</b> STRAINER NUT GASKET ( Fiber )</p>	
<p>ID .782 OD .930 .031 THK.</p> <p><b>G816</b> FUEL INLET FITTING GASKET ( Nylon )</p>	<p>ID .855 OD 1.120 .031 THK.</p> <p><b>G586</b> FUEL INLET NUT GASKET ( Fiber )</p>	<p>ID .875 OD 1.032 .063 THK.</p> <p><b>G1126</b> FUEL FITTING GASKET ( Nylon )</p>	<p>ID .875 OD 1.062 .031 THK.</p> <p><b>G778</b> FUEL INLET NUT GASKET ( Alum. + Rubber )</p>			
<p>ID .885 OD 1.060 .045 THK.</p> <p><b>G1125</b> FUEL INLET NUT GASKET ( Fiber )</p>	<p>ID .885 OD 1.060 .031 THK.</p> <p><b>G418</b> FUEL INLET NUT GASKET ( Fiber )</p>	<p>ID .889 OD 1.063 .020 THK.</p> <p><b>G1502</b> FUEL INLET NUT GASKET ( Alum. + Rubber )</p>	<p>ID 1.250 OD 1.468 .031 THK.</p> <p><b>G589</b> CHOKE COVER GASKET</p>			



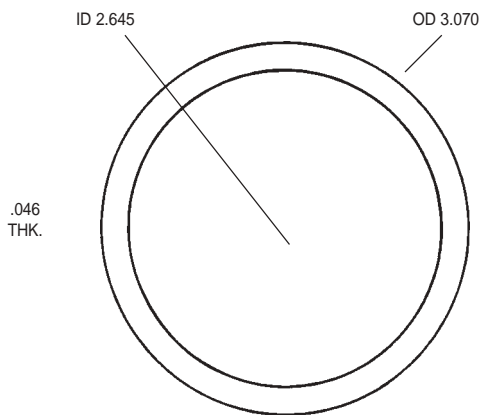
**G175**  
CHOKE COVER  
GASKET



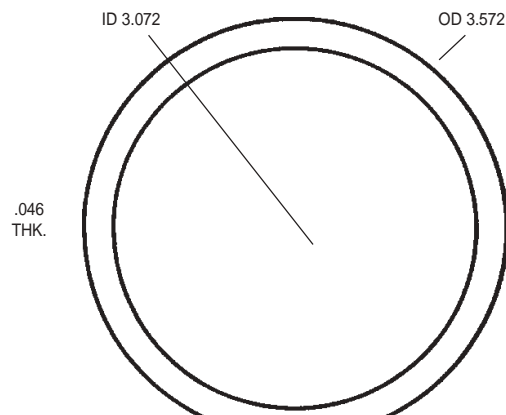
**G1032**  
CHOKE COVER  
GASKET



**G978**  
CHOKE COVER  
GASKET



**G599**  
AIR CLEANER  
GASKET



**G977**  
AIR CLEANER  
GASKET



**G366**  
IDLE COMPENSATOR  
GASKET



**G955**  
CHOKE HOUSING  
GASKET



**G853**  
CHOKE HOUSING  
GASKET



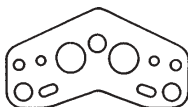
**G212**  
CHOKE HOUSING  
GASKET



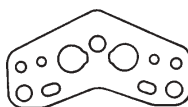
**G367**  
CHOKE HOUSING  
GASKET



**G809**  
VENTURI CLUSTER  
GASKET



**G722**  
VENTURI CLUSTER  
GASKET



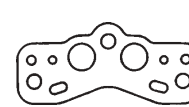
**G810**  
VENTURI CLUSTER  
GASKET



**G630**  
VENTURI CLUSTER  
GASKET



**G1408**  
VENTURI CLUSTER  
GASKET



**G219**  
VENTURI CLUSTER  
GASKET



**G496**  
VENTURI CLUSTER  
GASKET



**G574**  
VENTURI CLUSTER  
GASKET



**G1634**  
VENTURI CLUSTER  
GASKET



**G779**  
VENTURI CLUSTER  
GASKET



**G1087**  
VENTURI CLUSTER  
GASKET




**G727**  
VENTURI CLUSTER  
GASKET

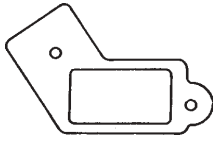


# ROCHESTER

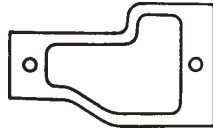
## 2G, 2GC, 2GE, 2GV



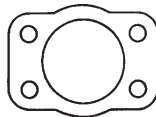
**G952**  
VENT VALVE  
GASKET



**G846**  
VENT VALVE  
GASKET



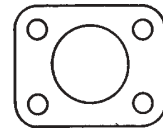
**G451**  
IDLE COMPENSATOR  
GASKET



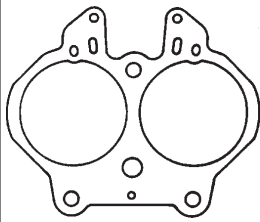
**G442**  
THROTTLE LEVER  
GASKET



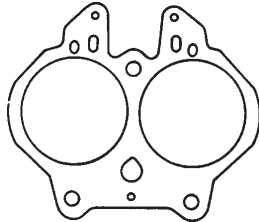
**G951**  
GOVERNOR THROTTLE  
LEVER GASKET



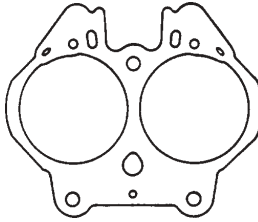
**G441**  
GOVERNOR THROTTLE  
LEVER GASKET



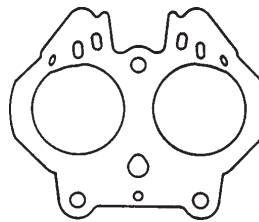
**G693**  
THROTTLE BODY GASKET  
3/32" THK.



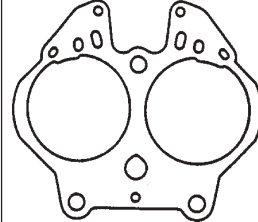
**G751**  
THROTTLE BODY GASKET  
1/32" THK.



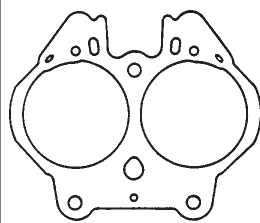
**G904**  
THROTTLE BODY GASKET  
3/32" THK.



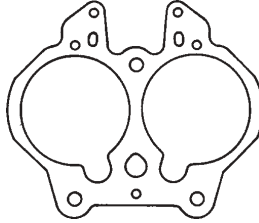
**G997**  
THROTTLE BODY GASKET  
3/32" THK.



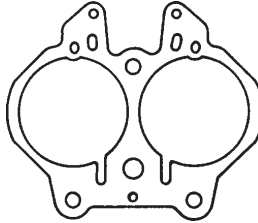
**G821**  
THROTTLE BODY GASKET  
1/32" THK.




**G1347**  
THROTTLE BODY GASKET  
3/32" THK.




**G786**  
THROTTLE BODY GASKET  
1/32" THK.



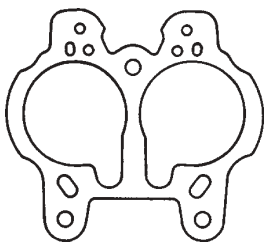
**G570**  
THROTTLE BODY GASKET  
3/32" THK.



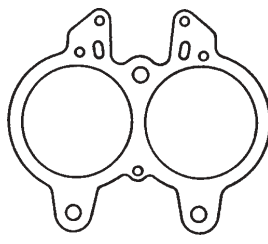
**G523**  
THROTTLE BODY GASKET  
1/16" THK.



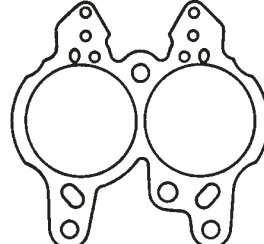
**G671**  
THROTTLE BODY GASKET  
3/32" THK.



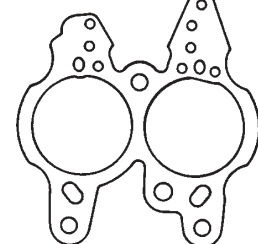
**G625**  
THROTTLE BODY GASKET  
1/32" THK.




**G395**  
THROTTLE BODY GASKET  
1/32" THK.



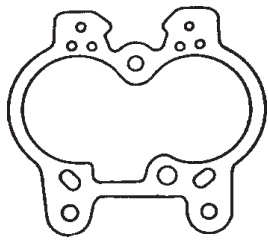
**G757**  
THROTTLE BODY GASKET  
1/32" THK.



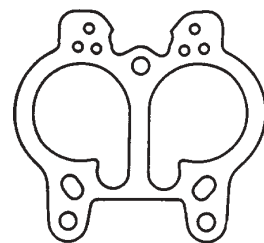
**G814**  
THROTTLE BODY GASKET  
1/32" THK.



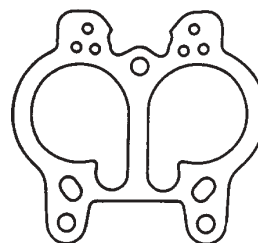
**G493**  
THROTTLE BODY GASKET  
1/32" THK.



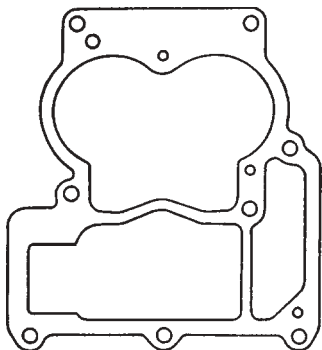
**G329**  
THROTTLE BODY GASKET  
1/32" THK.



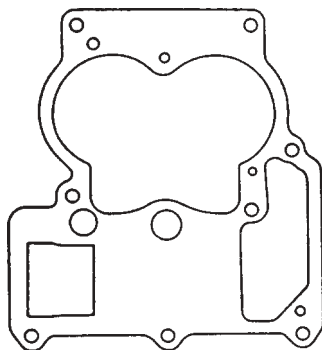
**G330**  
THROTTLE BODY GASKET  
1/32" THK.



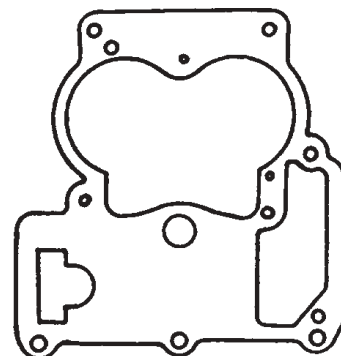
**G522**  
THROTTLE BODY GASKET  
1/32" THK.



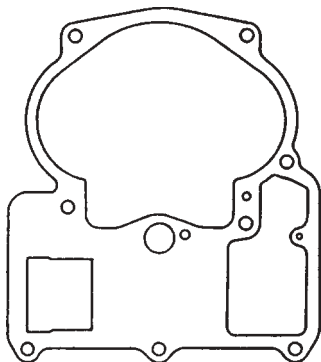
**G401**  
BOWL COVER GASKET  
1/32" THK.



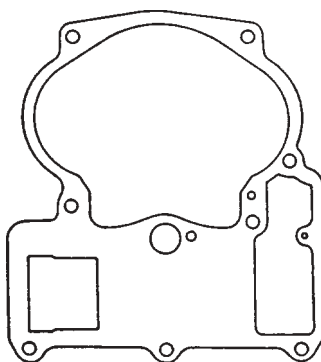
**G759**  
BOWL COVER GASKET  
1/32" THK.



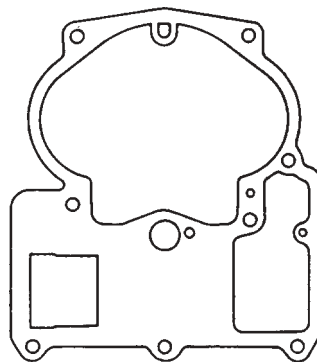
**G520**  
BOWL COVER GASKET  
1/32" THK.



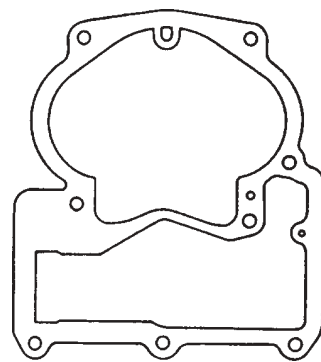
**G708**  
BOWL COVER GASKET  
1/32" THK.



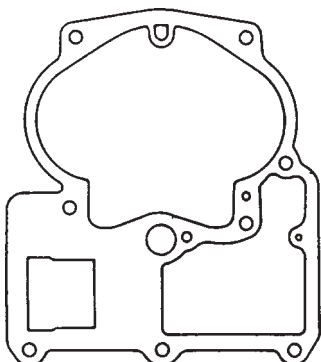
**G811**  
BOWL COVER GASKET  
1/32" THK.



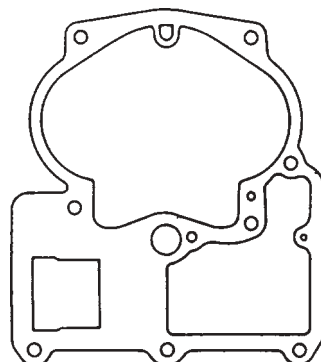
**G812**  
BOWL COVER GASKET  
1/32" THK.



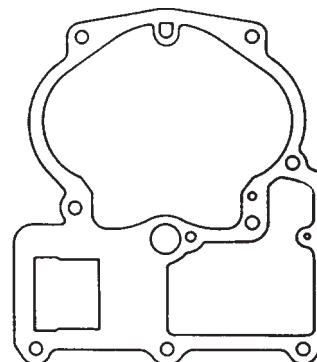
**G1278**  
BOWL COVER GASKET  
1/32" THK.



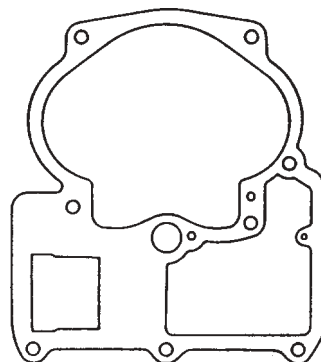
**G1088**  
BOWL COVER GASKET  
3/64" THK.



**G813**  
BOWL COVER GASKET  
1/32" THK.




**G956**  
BOWL COVER GASKET  
1/32" THK.



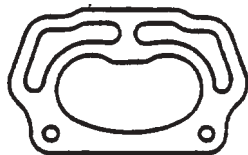
**G754**  
BOWL COVER GASKET  
1/32" THK.




# ROCHESTER 2G, 2GC, 2GE, 2GV




**G252**  
FLANGE GASKET  
1/16" THK.




**G573**  
FLANGE GASKET  
1/16" THK.



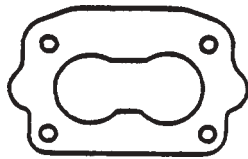
**G526**  
FLANGE GASKET  
1/16" THK.



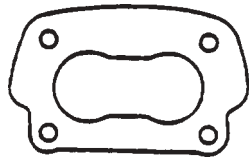
**G677**  
FLANGE GASKET  
1/16" THK.




**G833**  
FLANGE GASKET  
1/32" THK.




**G799**  
FLANGE GASKET  
1/4" THK.




**G331**  
FLANGE GASKET  
1/16" THK.



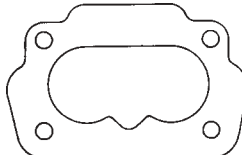
**G823**  
FLANGE GASKET  
1/4" THK.



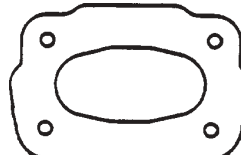
**G724**  
FLANGE GASKET  
1/4" THK.



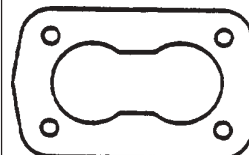
**G834**  
FLANGE GASKET  
1/16" THK.




**G752**  
FLANGE GASKET  
1/16" THK.



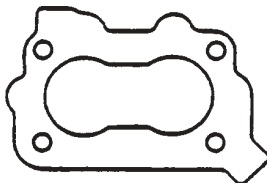
**G1017**  
FLANGE GASKET  
7/32" THK.



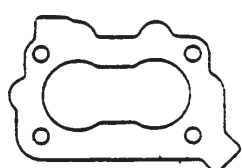
**G969**  
FLANGE GASKET  
1/16" THK.



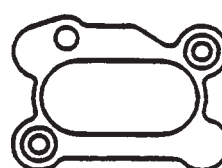
**G793**  
FLANGE GASKET  
1/16" THK.



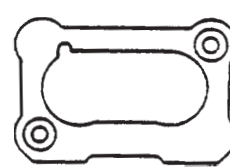
**G1120**  
FLANGE GASKET  
1/4" THK.




**G798**  
FLANGE GASKET  
1/16" THK.



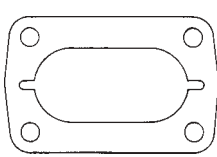
**G781**  
FLANGE GASKET  
1/4" THK.



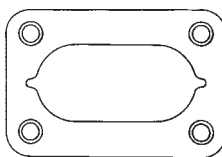
**G841**  
FLANGE GASKET  
1/4" THK.



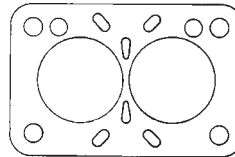
**G782**  
FLANGE GASKET  
1/4" THK.



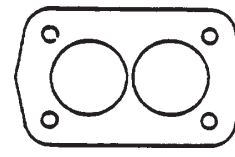
**G788**  
FLANGE GASKET  
5/16" THK.




**G961**  
FLANGE GASKET  
5/16" THK.




**G533**  
FLANGE GASKET  
1/16" THK.




**G837**  
FLANGE GASKET  
1/8" THK.



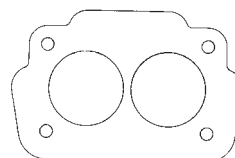
**G940**  
FLANGE GASKET  
1/4" THK.




**G525**  
FLANGE GASKET  
1/16" THK.



**G787**  
FLANGE GASKET  
1/8" THK.



**G947**  
FLANGE GASKET  
.020" THK. ( Metal Plate )



**G251**  
FLANGE GASKET  
1/16" THK.



**5/32 HOSE**  
VACUUM HOSE



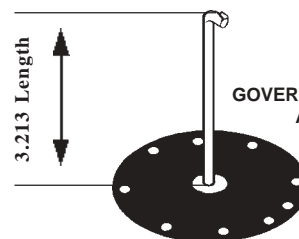
**40-2**  
PLASTIC CHOKE  
CAP



**40-9**  
COPPER CHOKE  
BAFFLE PLATE



**66-32**  
CHOKE THERMOSTAT  
SPRING



**64-321**  
GOVERNOR DIAPHRAGM  
ASSEMBLY



**64-172**  
BUNA  
PUMP CUP



**64-173**  
BUNA  
PUMP CUP



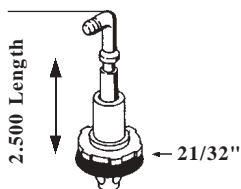
**64-344** FLUORELASTOMER  
**64-292** BUNA  
PUMP CUP



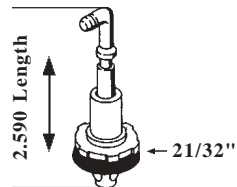
**64-345** FLUORELASTOMER  
**64-298** BUNA  
PUMP CUP



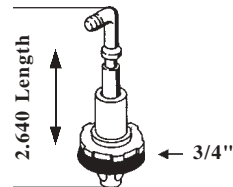
**64-299**  
BUNA  
PUMP CUP



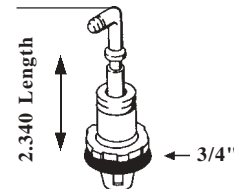
**64-263** BUNA Cup  
w/out Delayer Spring  
PUMP PLUNGER  
ASSEMBLY



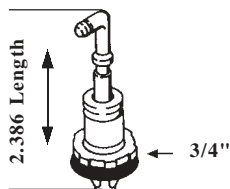
**64-427** Methanol Resistant Cup  
With Garter Spring  
**64-228** BUNA Cup  
w/out Garter Spring  
PUMP PLUNGER  
ASSEMBLY



**64-426** Methanol Resistant Cup  
With Garter Spring  
**64-223** BUNA Cup  
w/out Garter Spring  
PUMP PLUNGER  
ASSEMBLY



**64-312** BUNA Cup  
With Garter Spring  
PUMP PLUNGER  
ASSEMBLY



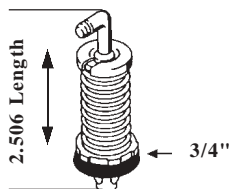
**64-414** Methanol Resistant Cup  
With Garter Spring

**64-413** BUNA Cup  
With Garter Spring

**64-415** Methanol Resistant Cup  
With Delayer Spring

**64-281** BUNA Cup  
With Delayer Spring

PUMP PLUNGER ASSEMBLY



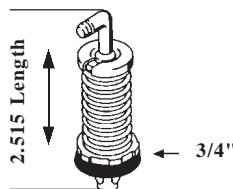
**64-412** Methanol Resistant Cup  
With Delayer Spring

**64-411** Methanol Resistant Cup  
w/out Delayer Spring

**64-410** BUNA Cup  
With Garter Spring

**64-161** BUNA Cup  
w/out Garter Spring

PUMP PLUNGER ASSEMBLY



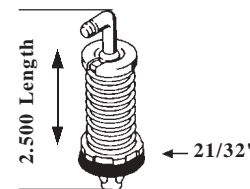
**64-421** Methanol Resistant Cup  
With Delayer Spring

**64-251** BUNA Cup  
With Delayer Spring

**64-419** Methanol Resistant Cup  
w/out Delayer Spring

**64-418** BUNA Cup  
w/out Delayer Spring

PUMP PLUNGER ASSEMBLY



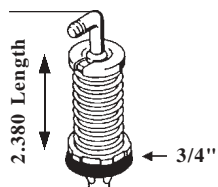
**64-409** Methanol Resistant Cup  
w/out Delayer Spring

**64-408** BUNA Cup  
w/out Delayer Spring

**64-376** Methanol Resistant Cup  
With Delayer Spring

**64-284** BUNA Cup  
With Delayer Spring

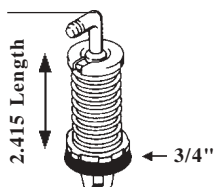
PUMP PLUNGER ASSEMBLY



**64-415** Methanol Resistant Cup  
With Delayer Spring

**64-281** BUNA Cup  
With Delayer Spring

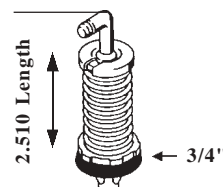
PUMP PLUNGER ASSEMBLY



**64-417** Methanol Resistant Cup  
With Delayer Spring

**64-314** BUNA Cup  
With Delayer Spring

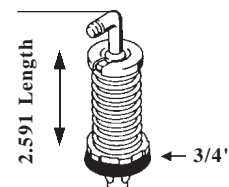
PUMP PLUNGER ASSEMBLY



**64-420** Methanol Resistant Cup  
With Delayer Spring

**64-277** BUNA Cup  
With Delayer Spring

PUMP PLUNGER ASSEMBLY



**64-416** Methanol Resistant Cup  
With Delayer Spring

**64-252** BUNA Cup  
With Delayer Spring

PUMP PLUNGER ASSEMBLY





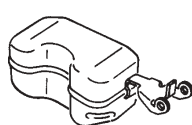
# ROCHESTER 2G, 2GC, 2GE, 2GV



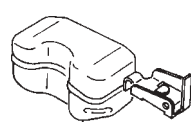
**100-10**  
NITROPHYL FLOAT



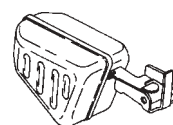
**100-127**  
NITROPHYL FLOAT




**100-37**  
BRASS FLOAT



**100-38**  
BRASS FLOAT



**100-43**  
BRASS FLOAT



**101-575A**  
CHOKE PULL-OFF  
ASSEMBLY ( Auxiliary )



**101-810**  
CHOKE PULL-OFF  
ASSEMBLY ( Primary )



**101-798**  
CHOKE PULL-OFF  
ASSEMBLY ( Auxiliary )



**101-800**  
CHOKE PULL-OFF  
ASSEMBLY



**101-805**  
CHOKE PULL-OFF  
ASSEMBLY ( Primary )



**101-688**  
CHOKE PULL-OFF  
ASSEMBLY ( Primary )



**101-652**  
CHOKE PULL-OFF  
ASSEMBLY ( Primary )



**101-589**  
CHOKE PULL-OFF  
ASSEMBLY



**101-808**  
CHOKE PULL-OFF  
ASSEMBLY ( Auxiliary )



**101-590**  
CHOKE PULL-OFF  
ASSEMBLY ( Primary )



**101-574**  
CHOKE PULL-OFF  
ASSEMBLY ( Auxiliary )




**101-737**  
CHOKE PULL-OFF  
ASSEMBLY




**101-415**  
CHOKE PULL-OFF  
ASSEMBLY ( Primary )



**101-414**  
CHOKE PULL-OFF  
ASSEMBLY



**102-1060**  
CHOKE THERMOSTAT  
ASSEMBLY



**102-1041**  
CHOKE THERMOSTAT  
ASSEMBLY



**102-1055**  
CHOKE THERMOSTAT  
ASSEMBLY



**102-1000**  
CHOKE THERMOSTAT  
ASSEMBLY



**102-1011**  
CHOKE THERMOSTAT  
ASSEMBLY



**102-1040**  
CHOKE THERMOSTAT  
ASSEMBLY



**102-1036**  
CHOKE THERMOSTAT  
ASSEMBLY



**102-1070**  
CHOKE THERMOSTAT  
ASSEMBLY



**102-1038**  
CHOKE THERMOSTAT  
ASSEMBLY



**102-1021**  
CHOKE THERMOSTAT  
ASSEMBLY



**102-1005**  
CHOKE THERMOSTAT  
ASSEMBLY



**102-1012**  
CHOKE THERMOSTAT  
ASSEMBLY



**102-1048**  
CHOKE THERMOSTAT  
ASSEMBLY



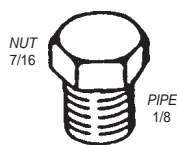
**102-1006**  
CHOKE THERMOSTAT  
ASSEMBLY



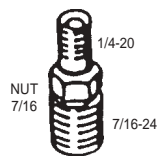
**102-1061**  
CHOKE THERMOSTAT  
ASSEMBLY



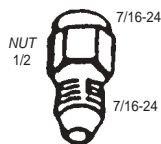
# ROCHESTER 2G, 2GC, 2GE, 2GV



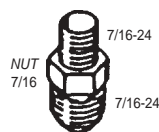
**90-52**  
PLUG



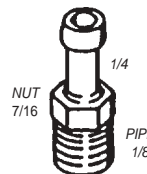
**90-15**  
CHOKE REPAIR  
FITTING



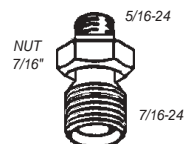
**90-17-3**  
CHOKE REPAIR  
FITTING



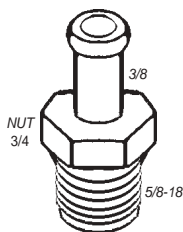
**90-18-1**  
CHOKE REPAIR  
FITTING



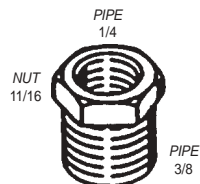
**90-114**  
FUEL INLET  
HOSE FITTING



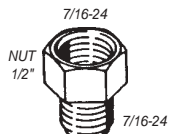
**90-16-1**  
CHOKE REPAIR  
FITTING



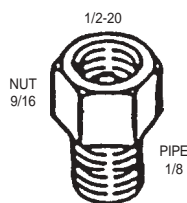
**90-88**  
FUEL INLET  
HOSE FITTING



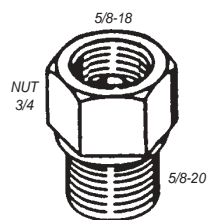
**90-87**  
REDUCER  
FITTING



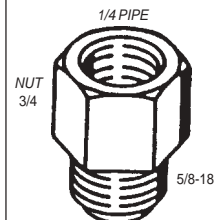
**90-17-4**  
CHOKE REPAIR  
FITTING



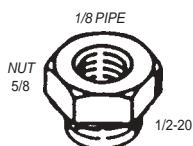
**90-53**  
FUEL INLET  
FITTING



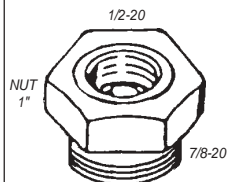
**90-57-1**  
FUEL INLET  
FITTING



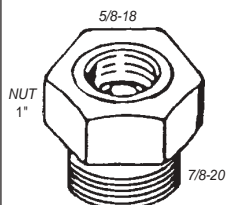
**90-123**  
REDUCER  
FITTING



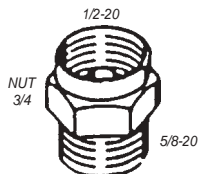
**90-45**  
BASE REPAIR  
FITTING



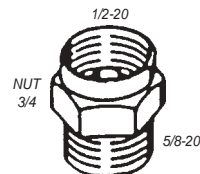
**90-155**  
FUEL INLET  
FITTING



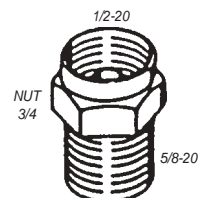
**90-157**  
FUEL INLET  
FITTING



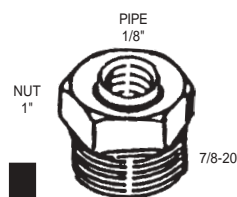
**90-42**  
FUEL INLET  
FITTING



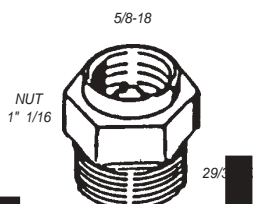
**90-160**  
FUEL INLET  
FITTING



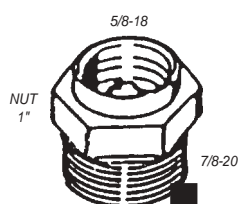
**90-42-1**  
FUEL INLET FITTING  
(Extra Threads)



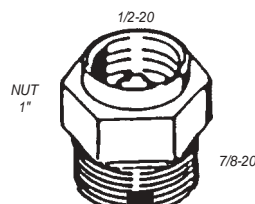
**90-74**  
FUEL INLET  
FITTING



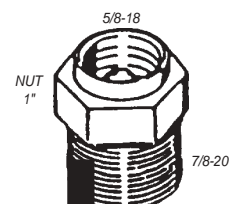
**90-97**  
OVERSIZED FUEL  
INLET FITTING



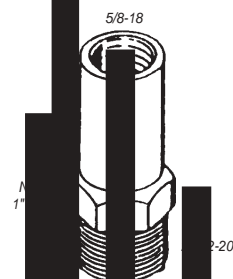
**90-75**  
FUEL INLET  
FITTING



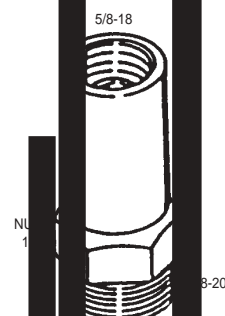
**90-72**  
FUEL INLET  
FITTING







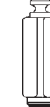









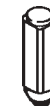

















**90-75-1**  
FUEL INLET FITTING  
(Extra Threads)



**90-112**  
OVERSIZED FUEL  
INLET FITTING



**90-91**  
FUEL INLET  
FITTING

<p>ID.312 OD.410 .031 THK.</p>  <p><b>G59</b> FUEL INLET GASKET ( Fiber )</p>  <p><b>18-219</b> NEEDLE</p>  <p><b>31-514</b> VITON NEEDLE &amp; SEAT ASSEMBLY ( .086 Orifice )</p>	<p>ID.383 OD.484 .026 THK.</p>  <p><b>G1283</b> NEEDLE &amp; SEAT WASHER ( Alum. + Rubber )</p>  <p><b>18-217</b> NEEDLE</p>  <p><b>31-559</b> VITON NEEDLE &amp; SEAT ASSEMBLY ( .097 Orifice )</p>	<p>ID.383 OD.484 .026 THK.</p>  <p><b>G1283</b> NEEDLE &amp; SEAT WASHER ( Alum. + Rubber )</p>  <p><b>18-217</b> NEEDLE</p>  <p><b>31-537</b> VITON NEEDLE &amp; SEAT ASSEMBLY ( .119 Orifice )</p>
<p>ID.312 OD.410 ID.321 OD.441 .031 THK. .062 THK.</p>  <p><b>G59</b> FUEL INLET GASKET ( Fiber )</p>  <p><b>18-219</b> NEEDLE</p>  <p><b>19F</b> NOZZLE SEAT GASKET ( Fiber )</p>  <p><b>31-523</b> VITON NEEDLE &amp; SEAT ASSEMBLY ( .101 Orifice )</p>	<p>ID.258 OD.404 .031 THK.</p>  <p><b>G37</b> PUMP DISCHARGE JET WASHER ( Fiber )</p>  <p><b>18-205</b> NEEDLE</p>  <p><b>31-656</b> VITON NEEDLE &amp; SEAT ASSEMBLY ( .118 Orifice )</p>	<p>ID.312 OD.410 ID.321 OD.441 .031 THK. .062 THK.</p>  <p><b>G59</b> FUEL INLET GASKET ( Fiber )</p>  <p><b>18-219</b> NEEDLE</p>  <p><b>19F</b> NOZZLE SEAT GASKET ( Fiber )</p>  <p><b>31-526</b> VITON NEEDLE &amp; SEAT ASSEMBLY ( .119 Orifice )</p>
<p>ID.312 OD.410 .031 THK.</p>  <p><b>G59</b> FUEL INLET GASKET ( Fiber )</p>  <p><b>18-219</b> NEEDLE</p>  <p><b>31-696</b> VITON NEEDLE &amp; SEAT ASSEMBLY ( .120 Orifice )</p>	<p>ID.383 OD.484 .026 THK.</p>  <p><b>G1283</b> NEEDLE &amp; SEAT WASHER ( Alum. + Rubber )</p>  <p><b>18-212</b> NEEDLE</p>  <p><b>31-581</b> VITON NEEDLE &amp; SEAT ASSEMBLY ( .110 Orifice )</p>	<p>ID.258 OD.404 .031 THK.</p>  <p><b>G37</b> PUMP DISCHARGE JET WASHER ( Fiber )</p>  <p><b>18-205</b> NEEDLE</p>  <p><b>31-580</b> VITON NEEDLE &amp; SEAT ASSEMBLY ( .119 Orifice )</p>
<p>ID.383 OD.484 .026 THK.</p>  <p><b>G1283</b> NEEDLE &amp; SEAT WASHER ( Alum. + Rubber )</p>  <p><b>18-217</b> NEEDLE</p>  <p><b>31-693</b> VITON NEEDLE &amp; SEAT ASSEMBLY ( .119 Orifice )</p>		

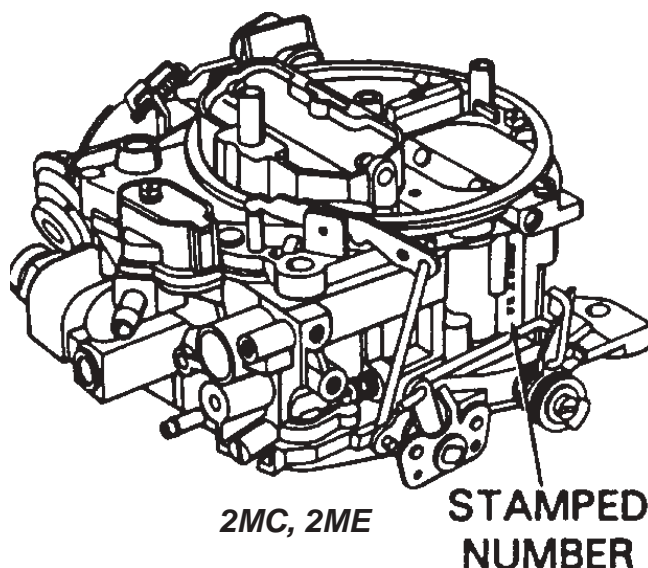
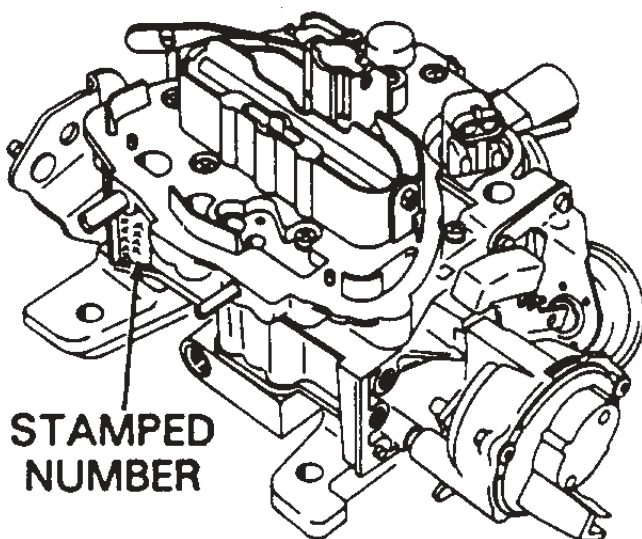


# ***ROCHESTER***

## ***"2MC, 2ME, E2MC"***

## ***"E2ME, M2MC, M2ME"***

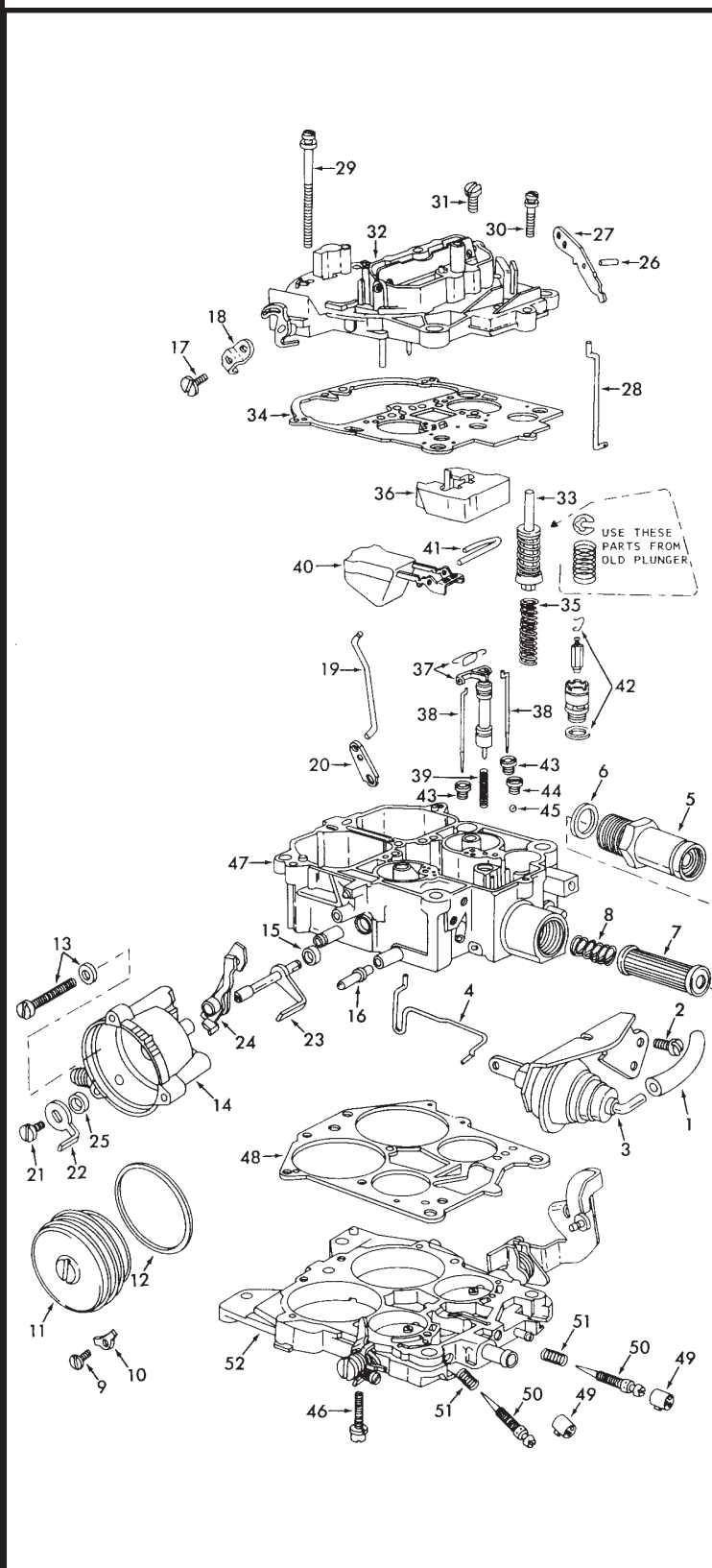
***( DUAL-JET 210 )***



### ***APPLICATION***

BUICK (6,8 cyl) .....	1975-87
CHECKER MOTORS (6,8 cyl) .....	1979-82
CHEVROLET (6,8 cyl) .....	1978-87
CHEV./GMC TRUCK (6,8 cyl) .....	1979-81
OLDSMOBILE (6,8 cyl) .....	1975-87
PONTIAC (6,8 cyl) .....	1975-87

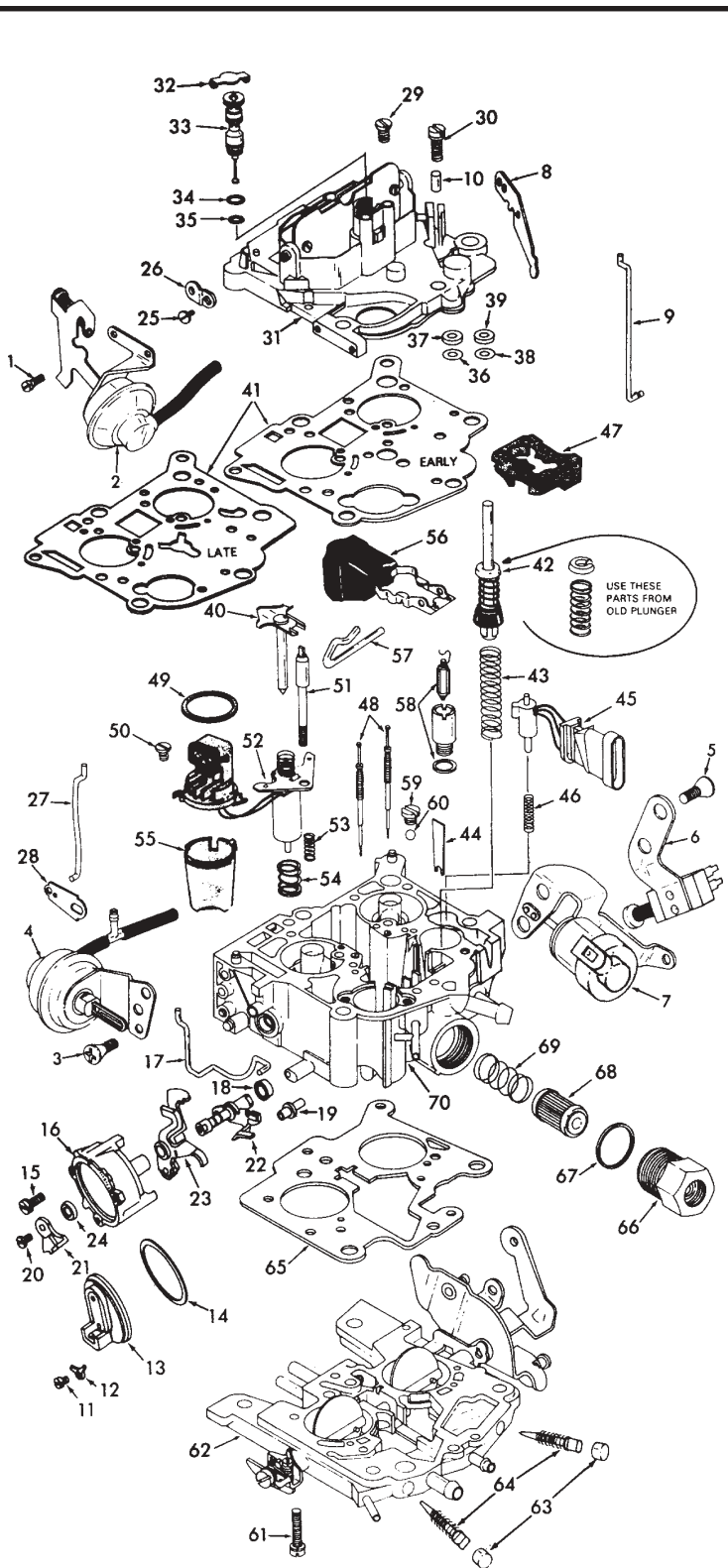




REF#	NOMENCLATURE	PART#
1)	HOSE-CHOKE PULL-OFF .....	5/32 HOSE
2)	SCREW-CHOKE PULL-OFF .....	**
3)	CHOKE PULL-OFF ASSEMBLY .....	SEE PAGE 49
4)	ROD-CHOKE PULL-OFF .....	
5)	FITTING-FUEL INLET .....	90-113
6)	GASKET-INLET FITTING .....	G816
7)	FILTER-FUEL .....	30-55
8)	SPRING-FUEL FILTER .....	66-37
9)	SCREW-CHOKE COVER RETAINER .....	**
10)	RETAINER-CHOKE COVER .....	85-297
11)	CHOKE COVER ASSEMBLY .....	SEE PAGE 50
12)	GASKET-CHOKE COVER .....	G978
13)	SCREW WASHER-CHOKE HOUSING .....	**
14)	CHOKE HOUSING ASSEMBLY .....	
15)	SEAL-INTERMEDIATE CHOKE SHAFT .....	64-353
16)	TUBE-VACUUM PASSAGE .....	85-170
17)	SCREW-CHOKE SHAFT LEVER .....	**
18)	LEVER-CHOKE SHAFT .....	85-211
19)	ROD-CHOKE .....	R105
20)	LEVER-INTERMEDIATE CHOKE .....	85-157
21)	SCREW-CHOKE SPRING LEVER .....	**
22)	LEVER-CHOKE SPRING .....	
23)	SHAFT-INTERMEDIATE CHOKE .....	
24)	CAM-FAST IDLE .....	
25)	SEAL-CHOKE HOUSING .....	64-265
26)	PIN-PUMP LEVER .....	32-28
27)	LEVER-PUMP .....	
28)	ROD-PUMP .....	R65
29)	SCREW-BOWL COVER (Long) .....	**
30)	SCREW-BOWL COVER .....	**
31)	SCREW-BOWL COVER (Tapered Head) ..	**
32)	BOWL COVER ASSEMBLY .....	
33)	PUMP ASSEMBLY .....	64-303
34)	GASKET-BOWL COVER .....	G616
35)	SPRING-PUMP .....	SEE PAGE 45
36)	INSERT-FLOAT BOWL .....	
37)	SPRING-METERING ROD .....	66-53
38)	ROD-METERING .....	SEE PAGE 46
39)	SPRING-VACUUM PISTON .....	66-55
40)	FLOAT-ASSEMBLY .....	SEE PAGE 49
41)	PIN-FLOAT HINGE .....	SEE PAGE 44
42)	NEEDLE, SEAT & GASKET ASSY. ....	SEE PAGE 51
43)	JET-MAIN .....	
44)	PLUG-PUMP CHECK BALL .....	
45)	BALL-PUMP CHECK .....	90-13
46)	SCREW-THROTTLE BODY .....	**
47)	BOWL ASSEMBLY-FUEL .....	
48)	GASKET-THROTTLE BODY .....	G819
49)	CAP-IDLE LIMITER .....	
50)	NEEDLE-IDLE ADJUSTING .....	16-99
51)	SPRING-IDLE ADJUSTING NEEDLE .....	66-51
52)	THROTTLE BODY ASSEMBLY .....	

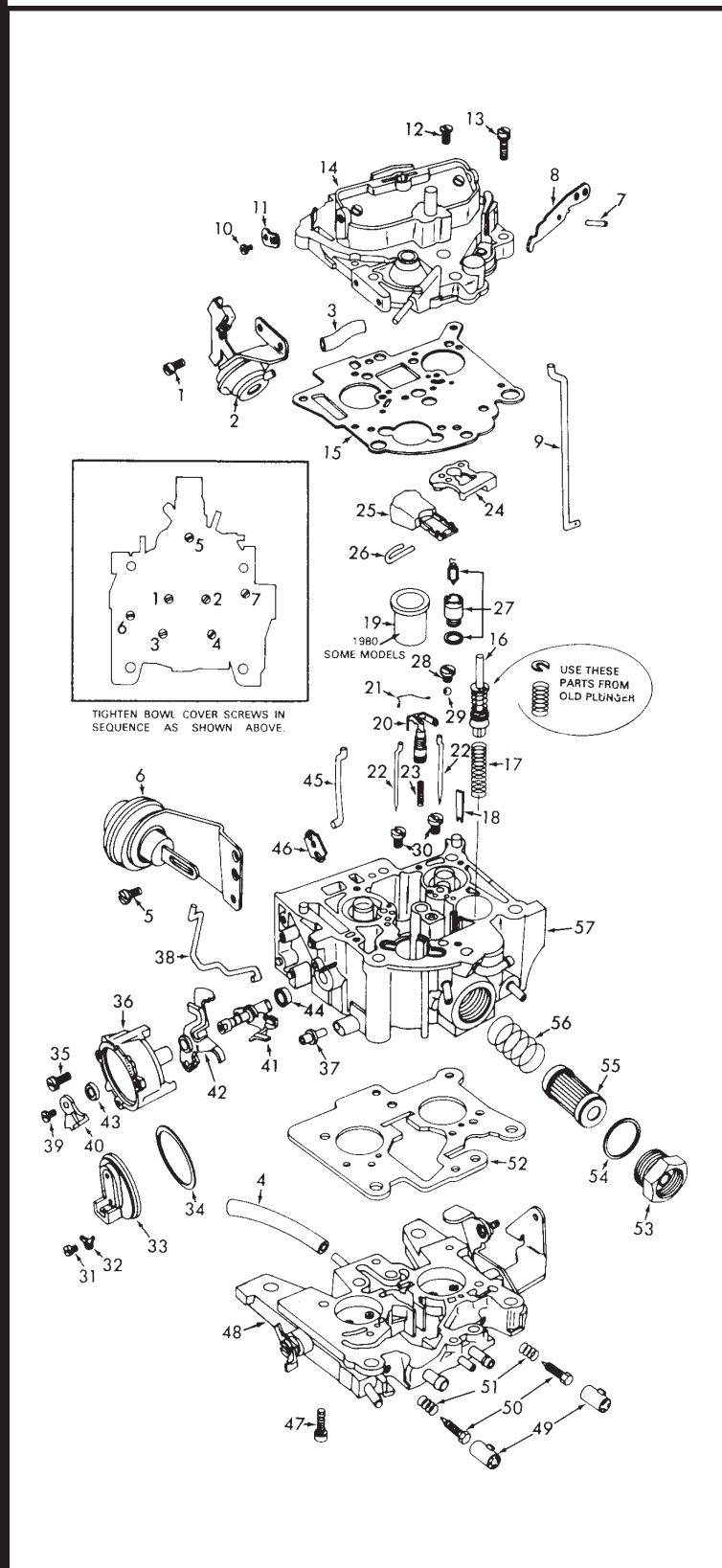
( 120- Series ) SEE JET CHART AT END OF ROCHESTER SECTION  
 ( \*\* ) REFER TO SCREW CATALOG





REF#	NOMENCLATURE	PART#
1)	SCREW-FRONT VACUUM BRAKE .....	**
2)	FROM VACUUM BRAKE ASSEMBLY .....	SEE PAGE 49
3)	SCREW-REAR VACUUM BRAKE .....	**
4)	REAR VACUUM BRAKE ASSEMBLY .....	SEE PAGE 49
5)	SCREW SOLENOID & SWITCH BRAKE .....	**
6)	SWITCH-W.O.T. ENRICHMENT .....	
7)	SOLENOID-IDLE SPEED .....	
8)	LEVER-PUMP .....	
9)	ROD-PUMP .....	R65
10)	PLUNGER-TPS ACTUATOR .....	
11)	SCREW Or POP RIVET-RETAINER .....	**
12)	RETAINER-CHOKE COVER .....	85-297
13)	CHOKE COVER ASSEMBLY .....	SEE PAGE 50
14)	GASKET-CHOKE COVER .....	SEE PAGE 46
15)	SCREW To WASHER-CHOKE HOUSING .....	**
16)	CHOKE HOUSING ASSEMBLY .....	
17)	LINK-REAR VACUUM BRAKE .....	R136
18)	SEAL-INTERMEDIATE CHOKE SHAFT .....	64-353
19)	TUBE-VACUUM PASSAGE .....	85-170
20)	SCREW-CHOKE COIL LEVER .....	**
21)	LEVER-CHOKE COIL .....	
22)	SHAFT ASSY-INTERMEDIATE CHOKE .....	
23)	CAM-FAST IDLE .....	
24)	SEAL-CHOKE HOUSING SHAFT HOLE .....	64-265
25)	SCREW-CHOKE LEVER .....	**
26)	LEVER-CHOKE SHAFT .....	85-210
27)	ROD-CHOKE .....	R105
28)	LEVER-INTERMEDIATE CHOKE .....	85-157
29)	SCREW-BOLW (Tapered Head) .....	**
30)	SCREW-BOWL COVER .....	**
31)	BOWL COVER ASSEMBLY .....	
32)	COVER-AIR BLEED VALVE .....	
33)	VAVLE-IDLE AIR BLEED .....	
34)	O-RING-AIR BLEED VALVE (Upper) .....	SEE PAGE 46
35)	O-RING-AIR BLEED VALVE (Lower) .....	SEE PAGE 46
36)	RETAINER-PUMP STEM SEAL .....	SEE PAGE 46
37)	SEAL-PUMP STEM .....	64-352
38)	RETAINER-TPS PLUNGER SEAL .....	SEE PAGE 46
39)	SEAL-TPS PLUNGER .....	SEE PAGE 46
40)	PLUNGER-SOLENOID .....	P/O MCS
41)	GASKET-BOWL COVER .....	SEE PAGE 47
42)	PUMP PLUNGER ASSEMBLY .....	64-305
43)	SPRING-PUMP .....	SEE PAGE 45
44)	BAFFLE-PUMP WELL .....	
45)	THROTTLE POSITION SENSOR ASSY. ....	319-1001
46)	SPRING-TPS .....	
47)	INSERT-FLOAT BOWL .....	
48)	MAIN METERING ROD & SPRING ASSY. ....	SEE PAGE 46
49)	GASKET-BOWL COVER .....	SEE PAGE 46
50)	SCREW-CONNECTOR .....	**
51)	SCREW-LEAN MIXTURE .....	P/O MCS
52)	SOLENOID & ECM CONNECTOR ASSY. ....	SEE PAGE 49
53)	SPRING-LEAN MIXTURE SCREW .....	P/O MCS
54)	SPRING-SOLENOID .....	P/O MCS
55)	INSERT-WELL .....	P/O MCS
56)	FLOAT & LEVER ASSEMBLY .....	SEE PAGE 49
57)	HINGE-PIN FLOAT .....	SEE PAGE 44
58)	NEEDLE, SEAT & GASKET ASSEMBLY ...	SEE PAGE 51
59)	PLUNG-PUMP DISCHARGE BALL .....	
60)	BALL-PUMP DISCHARGE .....	90-13
61)	SCREW-THROTTLE BODY .....	**
62)	THROTTLE BODY ASSEMBLY .....	
63)	PLUG-IDLE NEEDLE .....	SEE PAGE 44
64)	NEEDLE & SPRING ASSY. IDLE ADJ. ....	16-139 W/66-83
65)	GASKET-THROTTLE BODY .....	G1436
66)	FILTER NUT-FUEL INLET .....	90-145
67)	GASKET-INLET FITTING .....	G816
68)	FILTER-FUEL .....	30-60
69)	SPRING-FILTER .....	66-37
70)	FLOAT BOWL ASSEMBLY .....	

( 120- Series ) SEE JET CHART AT END OF ROCHESTER SECTION  
 ( \*\* ) REFER TO SCREW CATALOG



REF#	NOMENCLATURE	PART#
1)	SCREW-FRONT VACUUM BRAKE .....	**
2)	FRONT VACUUM BRAKE ASSEMBLY .....	SEE PAGE 49
3)	HOSE-FRONT VACUUM BRAKE .....	5/32HOSE
4)	HOSE-REAR VACUUM BRAKE .....	5/32HOSE
5)	SCREW-REAR VACUUM BRAKE .....	**
6)	REAR VACUUM BRAKE ASSEMBLY .....	SEE PAGE 49
7)	PIN-PUMP LEVER .....	32-28
8)	LEVER-PUMP .....	
9)	ROD-PUMP .....	R65
10)	SCREW-CHOKE LEVER .....	**
11)	LEVER-CHOKE SHAFT .....	85-210
12)	SCREW-BOWL COVER (Tapered Head) ..	**
13)	SCREW-BOWL COVER .....	**
14)	BOWL COVER ASSEMBLY .....	
15)	GASKET-BOWL COVER .....	SEE PAGE 47
16)	PUMP ASSEMBLY .....	SEE PAGE 50
17)	SPRING-PUMP .....	SEE PAGE 45
18)	BAFFLE-PUMP WELL .....	
19)	INSERT-ANEROID CAVITY .....	
20)	POWER PISTON ASSEMBLY .....	
21)	SPRING-METERING ROD .....	66-101
22)	METERING ROD .....	SEE PAGE 46
23)	SPRING-POWER PISTON .....	66-55
24)	INSERT-FLOAT BOWL .....	
25)	FLOAT & LEVER ASSEMBLY .....	SEE PAGE 49
26)	HINGE-PIN FLOAT .....	SEE PAGE 44
27)	NEEDLE, SEAT & GASKET ASSEMBLY ...	SEE PAGE 51
28)	PLUG-PUMP DISCHARGE BALL .....	
29)	BALL-PUMP DISCHARGE .....	90-13
30)	JET-MAIN .....	
31)	SCREW-CHOKE COVER RETAINER .....	**
32)	RETAINER-CHOKE COVER .....	85-297
33)	CHOKE COVER ASSEMBLY .....	SEE PAGE 50
34)	GASKET-CHOKE COVER .....	SEE PAGE 46
35)	SCREW-CHOKE HOUSING .....	**
36)	CHOKE HOUSING ASSEMBLY .....	
37)	TUBE-VACUUM PASSAGE .....	85-170
38)	LINK-REAR VACUUM BRAKE .....	R136
39)	SCREW-CHOKE COIL LEVER .....	**
40)	LEVER-CHOKE COIL .....	
41)	SHAFT ASSY-INTERMEDIATE CHOKE ...	
42)	CAM-FAST IDLE .....	
43)	SEAL-CHOKE HOUSING SHAFT HOLE ....	64-265
44)	SEAL-INTERMEDIATE CHOKE SHAFT ....	64-353
45)	ROD-CHOKE .....	R105
46)	LEVER-INTERMEDIATE CHOKE .....	85-157
47)	SCREW-THROTTLE BODY .....	**
48)	THROTTLE BODY ASSEMBLY .....	
49)	CAP-IDLE LIMITER .....	
50)	NEEDLE-IDLE ADJUSTING .....	16-139
51)	SPRING-IDLE ADJUSTING NEEDLE .....	66-83
52)	GASKET-THROTTLE BODY .....	
53)	FILTER-FUEL INLET .....	SEE PAGE 51
54)	GASKET-INLET FITTING .....	G816
55)	FILTER-FUEL .....	30-60
56)	SPRING-FILTER .....	66-37
57)	FLOAT BOWL ASSEMBLY .....	

( 120- Series ) SEE JET CHART AT END OF ROCHESTER SECTION  
 ( \*\* ) REFER TO SCREW CATALOG








# ROCHESTER







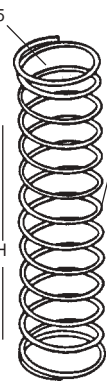
## Walker 2MC, 2ME, E2MC, E2ME, M2MC, M2ME


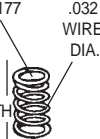
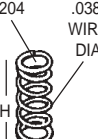

83-4 CHECK BALL (1/4" Lead)	90-13 CHECK BALL (3/16" Steel)	62-56 ROD RETAINER	62-46 ROD RETAINER	62-42 E-CLIP RETAINER	62-48 ROD CLIP RETAINER 3/32"	62-44 ROD CLIP RETAINER 1/8"	85-237 CHOKE COVER RETAINER	85-203 CHOKE COVER RETAINER
85-297 CHOKE COVER RETAINER	62-108 THROTTLE ARM STUD RETAINER	85-93 PUMP DELAYER SPRING RETAINER	916F CHOKE COVER POP RIVET	32-62 FLOAT PIN	32-77 FLOAT PIN	85-139 FLOAT PIN REPAIR BRACKET		
32-28 ROLL PIN 3/32"X1/2"	85-243 IDLE TRIM SCREW CHANNEL PLUG (3/64" Aluminum)	0-112 T.P.S. PLUG (3/16" Aluminum)	0-75 RIVET PLUG (15/64" Aluminum)	0-111 MIXTURE SCREW PLUG (7/32" Alum.)	0-92 IDLE PASSAGE PLUG (9/32" Alum.)	0-50 HIGH-SPEED PASSAGE PLUG (21/64" Alum.)		
0-70 PUMP JET RIVET PLUG (27/64" Aluminum)	85-49 EXPANSION PLUG (7/16" Aluminum)	85-58 EXPANSION PLUG (1/2" Aluminum)	85-242 VENTURI VALVE EXPANSION PLUG (9/16" Aluminum)	64-352 PUMP STEM SEAL	64-265 CHOKE SHAFT SEAL	64-353 INTERMEDIATE CHOKE SHAFT SEAL		
		<td><td><td><td><td colspan="2"></td></td></td></td></td>	<td><td><td><td colspan="2"></td></td></td></td>	<td><td><td colspan="2"></td></td></td>	<td><td colspan="2"></td></td>	<td colspan="2"></td>		
G658 SECONDARY WELL SEAL SPONGE	85-170 CHOKE HOUSING TUBE SEAL	G600-5 RUBBER CAP (1/8")	G652 RUBBER CAP (5/32")	G600-1 RUBBER CAP (7/32")	G665 RUBBER CAP (3/8")	80-42 CHOKE COVER SCREW (8-32X5/16")		
<td><td></td><td></td><td></td><td></td><td></td><td colspan="2"></td></td>	<td></td> <td></td> <td></td> <td></td> <td></td> <td colspan="2"></td>							
80-221 CHOKE COVER SCREW (Self Tapping) (10-24X3/8")	80-99 CHOKE COVER SCREW (10-24X3/8")	16-106 IDLE MIXTURE SCREW (10-32X1.600)	16-101 IDLE MIXTURE SCREW (10-32X1.600)	16-99 IDLE MIXTURE SCREW (10-32X1.750)	16-138 IDLE MIXTURE SCREW (10-32X2.055)	16-139 IDLE MIXTURE SCREW (4MX.50X1.266)		
		<td><td><td colspan="4"></td></td></td>	<td><td colspan="4"></td></td>	<td colspan="4"></td>				
.699" Length 1/4-20 Threads 22-73 THROTTLE LEVER STUD	.875" Length 5/16-18 Threads 22-72 THROTTLE LEVER STUD	.500 Length ID .312 OD .380 KNURLED 22-124 BRASS BUSHING (Shaft Size 5/16")	.500 Length ID .312 OD .345 22-27 BRASS BUSHING (Shaft Size 5/16")	.880 Length ID .312 OD .375 22-127 BRASS BUSHING (Shaft Size 5/16")				







# ROCHESTER




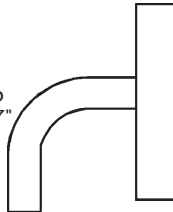
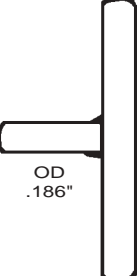
## Walker 2MC, 2ME, E2MC, E2ME, M2MC, M2ME

					 <b>66-32</b> CHOKE THERMOSTAT SPRING
<b>30-65</b> FUEL FILTER CHECK VALVE	<b>30-53</b> FUEL FILTER SINTERED BRONZE	<b>30-54</b> w/o check valve <b>30-59</b> w/ check valve 1" FUEL FILTER	<b>30-55</b> w/o check valve <b>30-60</b> w/ check valve 2" FUEL FILTER	<b>5/32 HOSE</b> VACUUM HOSE	 <b>40-2</b> PLASTIC CHOKE CAP

		 ID .195 .500 LENGTH .032 WIRE DIA.	 ID .172 1.000 LENGTH .015 WIRE DIA.	 ID .535 .940 LENGTH .025 WIRE DIA.	 ID .385 1.580 LENGTH .025 WIRE DIA.	 ID .485 2.000 LENGTH .037 WIRE DIA.
<b>66-53</b> METERING ROD SPRING	<b>66-76</b> PUMP PLUNGER GARTER SPRING	<b>66-1</b> IDLE ADJUSTING SCREW SPRING	<b>66-55</b> POWER PISTON SPRING	<b>66-37</b> FUEL FILTER INLET SPRING	<b>66-15</b> PUMP RETURN SPRING	<b>66-44</b> PUMP DELAYER SPRING

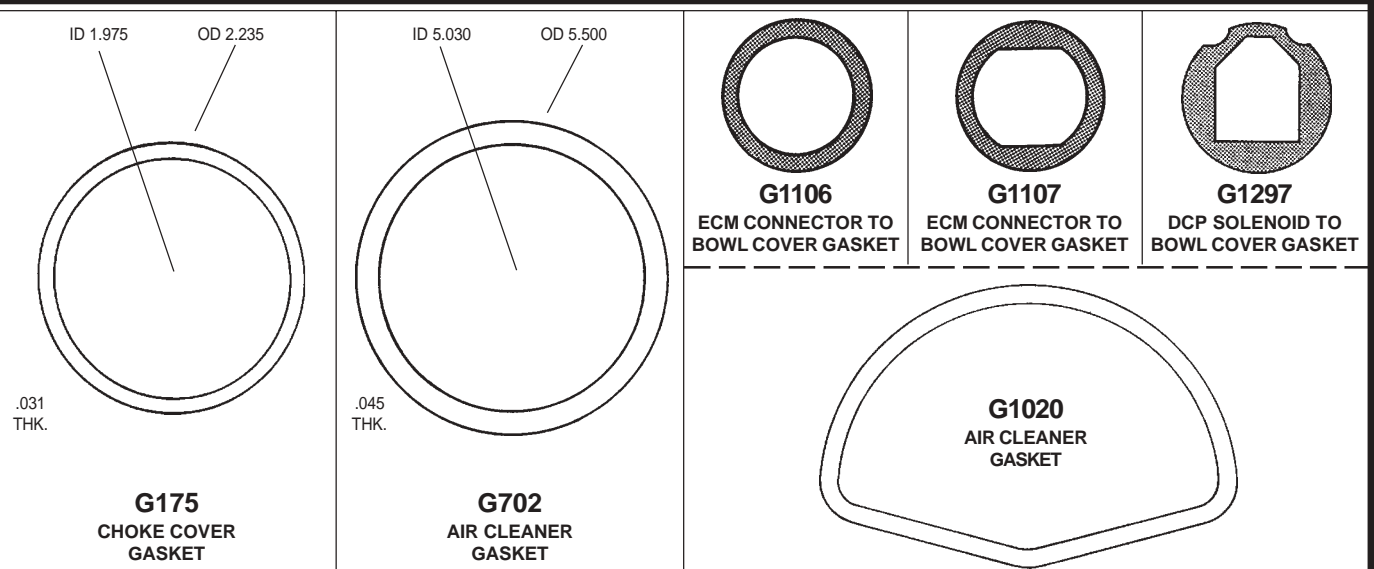
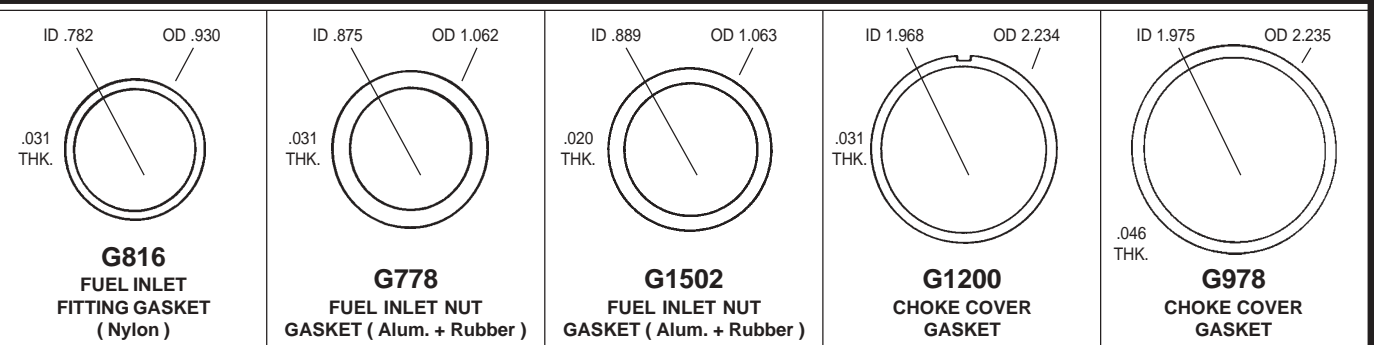
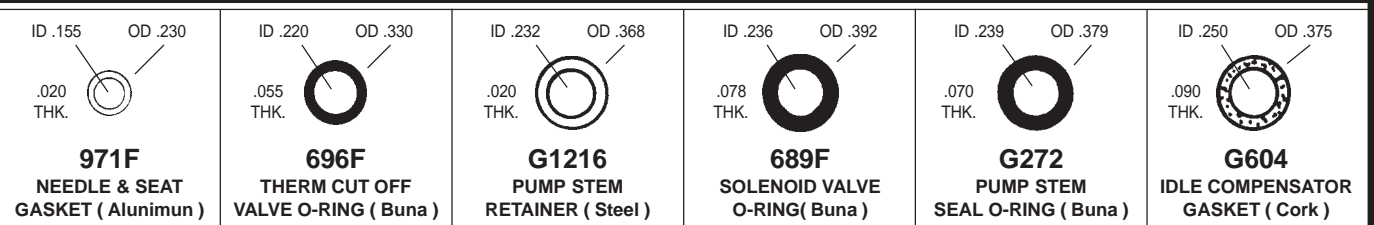
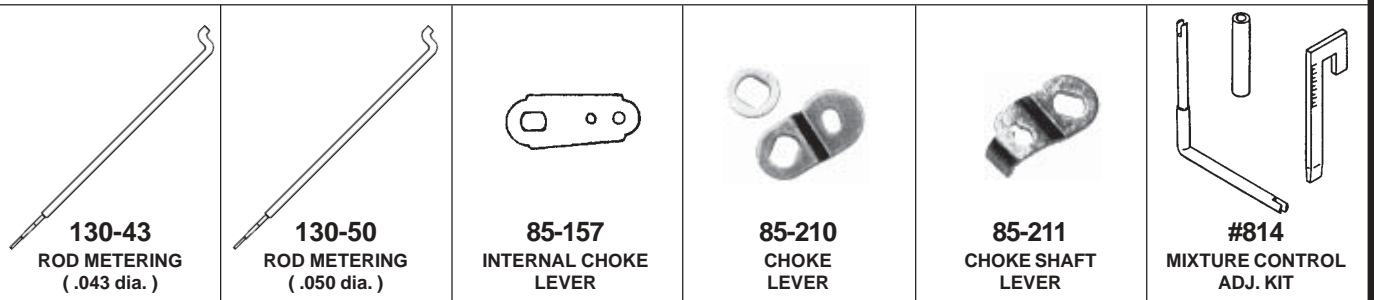

	 ID .177 .545 LENGTH .032 WIRE DIA.	 ID .204 .590 LENGTH .038 WIRE DIA.	 <b>75-31</b> N&S OVERSIZE INSERT 1/2"-20 Male Thd. X 3/8"-24 Female Thd.		
<b>66-101</b> ROD METERING SPRING	<b>66-83</b> IDLE MIXTURE SCREW SPRING	<b>66-51</b> IDLE ADJUSTING SCREW SPRING			

			 ORIFICE .067		
<b>17-62</b> BRASS TUBE OD .375"X1.000" Length	<b>17-27</b> BRASS TUBE OD .250"X1.130" Length	<b>17-144</b> BRASS TUBE OD .187"X1.185" Length	<b>17-157</b> BRASS PICK UP TUBE OD .093"X1.212" Length	<b>17-43</b> BRASS TUBE OD .315"X1.270" Length	<b>17-77</b> BRASS PASSAGE TUBE OD .250"X1.375" Length

		 OD .250" OD .185"	 OD .187" OD .250"	 OD .186" OD .186"
<b>17-57</b> STEEL TUBE OD .250"X1.165" Length	<b>17-40</b> STEEL TUBE OD .375"X1.365" Length	<b>17-109</b> STEEL TUBE 1.363" Length	<b>17-114</b> STEEL TUBE 1.120" Length	<b>17-104</b> STEEL " T " TUBE 1.578" Length

# ROCHESTER

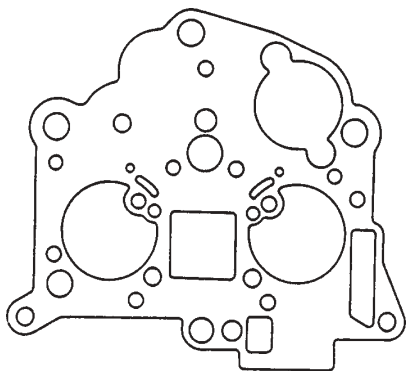
## Walker 2MC, 2ME, E2MC, E2ME, M2MC, M2ME



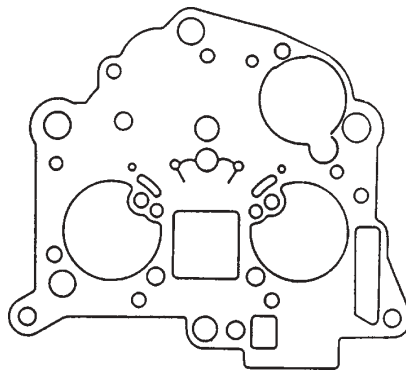


# ROCHESTER

## **Walker** 2MC, 2ME, E2MC, E2ME, M2MC, M2ME

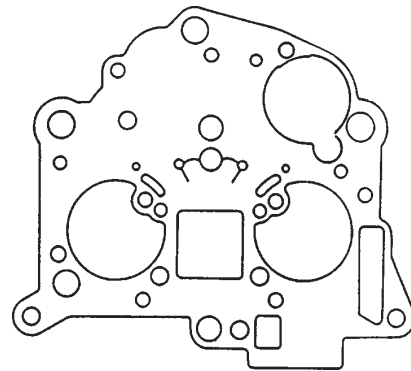


**G1086**  
BOWL COVER GASKET  
1/32" THK.

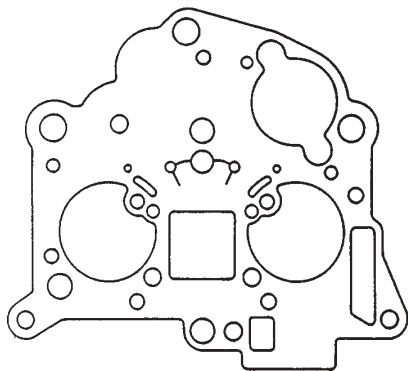


**G1149**  
BOWL COVER GASKET  
1/32" THK.

=

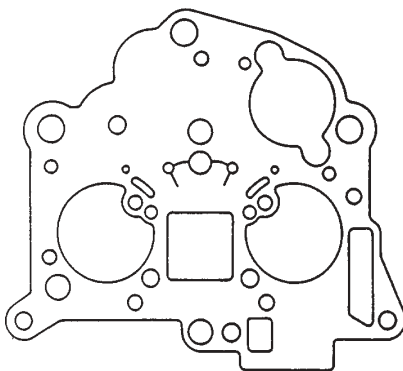


**G1251**  
BOWL COVER GASKET  
3/64" THK.

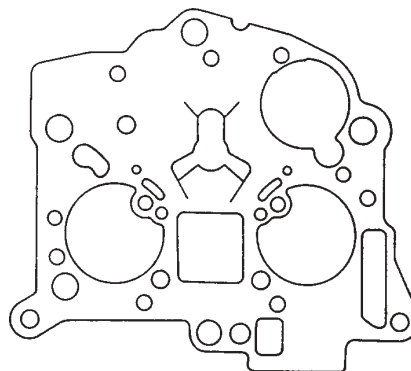


**G1018**  
BOWL COVER GASKET  
1/32" THK.

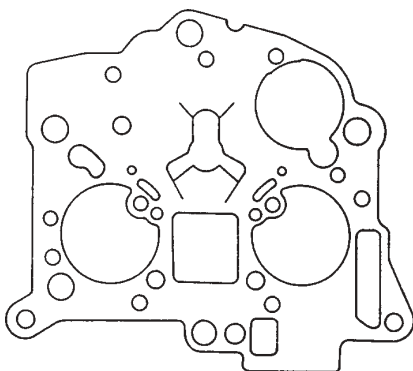
=



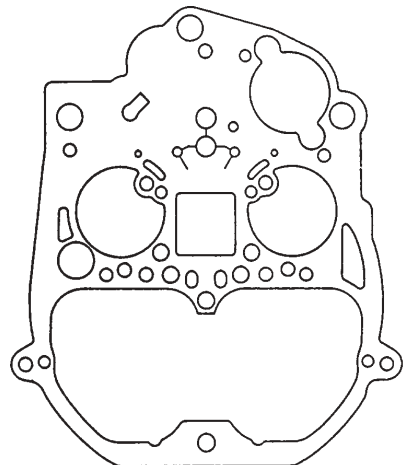
**G1252**  
BOWL COVER GASKET  
3/64" THK.



**G1635**  
BOWL COVER GASKET  
1/32" THK.

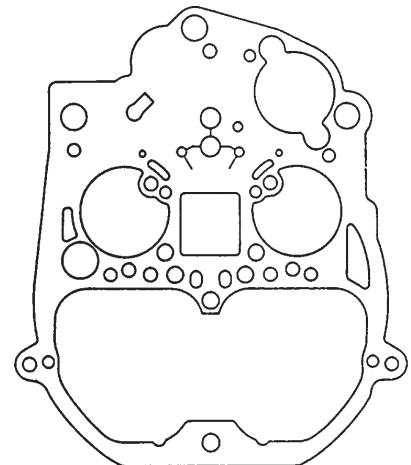


**G1258**  
BOWL COVER GASKET  
3/64" THK.



**G896**  
BOWL COVER GASKET  
1/32" THK.

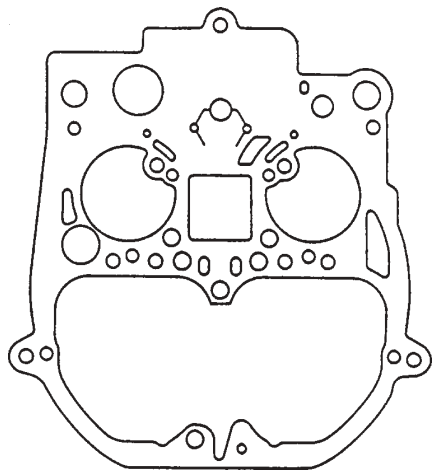
=



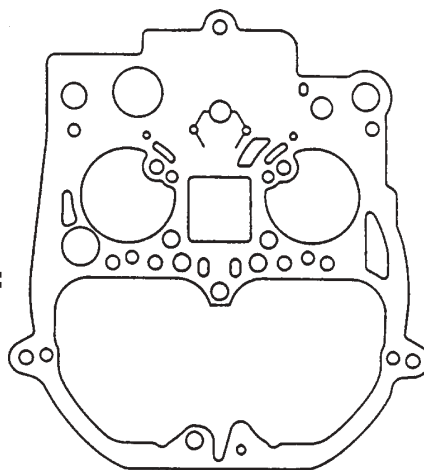
**G1231**  
BOWL COVER GASKET  
3/64" THK.

# ROCHESTER

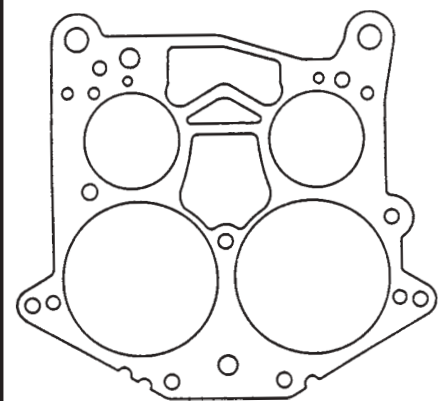
## **Walker** 2MC, 2ME, E2MC, E2ME, M2MC, M2ME



**G616**  
BOWL COVER GASKET  
1/32" THK.



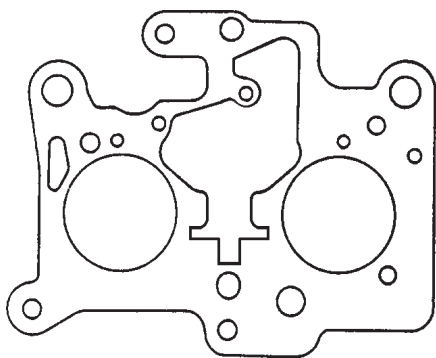
**G1159**  
BOWL COVER GASKET  
3/64" THK.



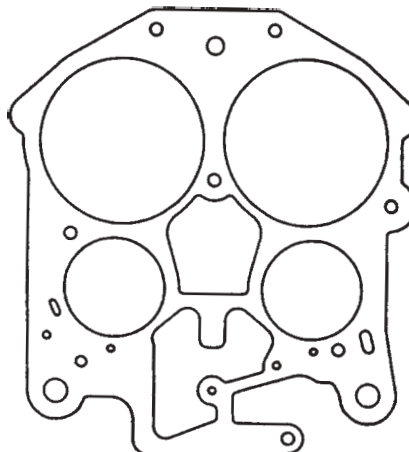
**THROTTLE BODY GASKET**

**G819** 1/8" THK.

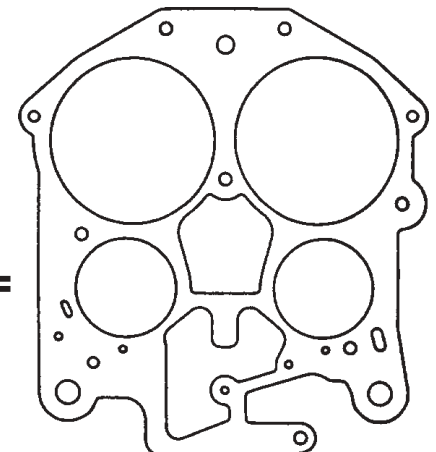
**G1764** 1/8" THK. (Special Soft Material)



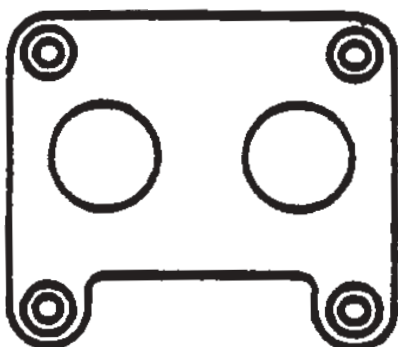
**G1436**  
THROTTLE BODY GASKET  
1/8" THK.



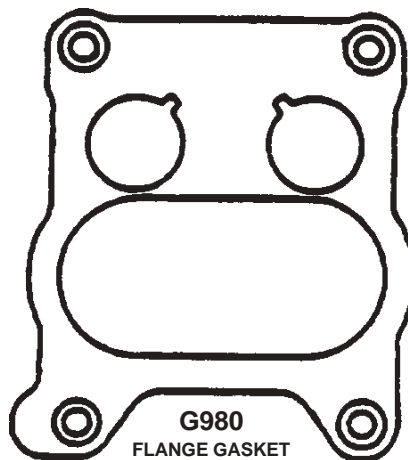
**G1298**  
THROTTLE BODY GASKET  
1/8" THK.



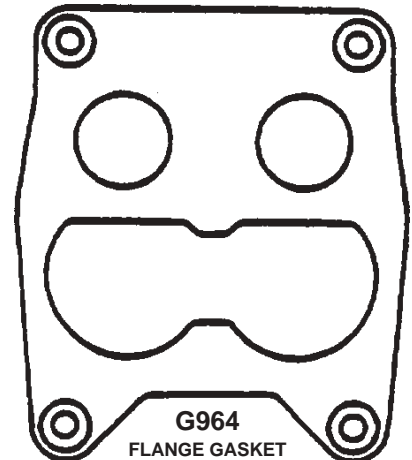
**G1702**  
THROTTLE BODY GASKET  
1/8" THK. (Special Soft Material)



**G1022**  
FLANGE GASKET  
1/4" THK.



**G980**  
FLANGE GASKET  
9/64" THK.



**G964**  
FLANGE GASKET  
9/64" THK.



# ROCHESTER

## **Walker** 2MC, 2ME, E2MC, E2ME, M2MC, M2ME



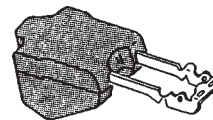
**318-1001**  
MIXTURE CONTROL  
SOLENOID



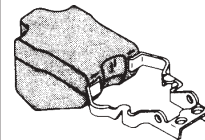
**318-1003**  
MIXTURE CONTROL  
SOLENOID



**319-1001**  
THROTTLE POSITION  
SENSOR



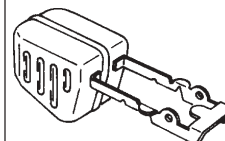
**100-17**  
NITROPHYL FLOAT



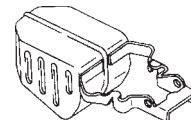
**100-44**  
NITROPHYL FLOAT



**319-1004**  
THROTTLE POSITION  
SENSOR



**100-35**  
BRASS FLOAT



**100-85**  
BRASS FLOAT



**101-800**  
CHOKE PULL-OFF  
ASSEMBLY ( Primary )



**101-976**  
CHOKE PULL-OFF  
ASSEMBLY ( Auxiliary )



**101-810**  
CHOKE PULL-OFF  
ASSEMBLY ( Primary )




**101-928**  
CHOKE PULL-OFF  
ASSEMBLY ( Auxiliary )



**101-1000**  
CHOKE PULL-OFF  
ASSEMBLY ( Auxiliary )



**101-931**  
CHOKE PULL-OFF  
ASSEMBLY ( Auxiliary )



**101-1001**  
CHOKE PULL-OFF  
ASSEMBLY ( Auxiliary )




**101-1010**  
CHOKE PULL-OFF  
ASSEMBLY ( Auxiliary )



**101-746**  
CHOKE PULL-OFF  
ASSEMBLY ( Auxiliary )



**101-808**  
CHOKE PULL-OFF  
ASSEMBLY ( Auxiliary )



**101-880**  
CHOKE PULL-OFF  
ASSEMBLY ( Primary )




















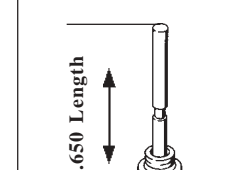
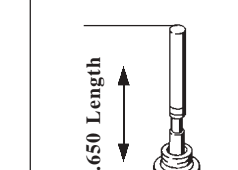
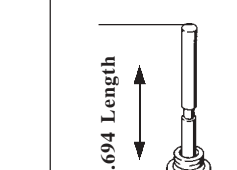
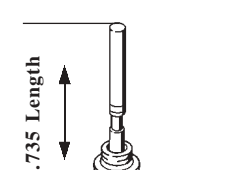
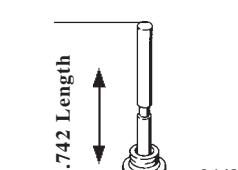
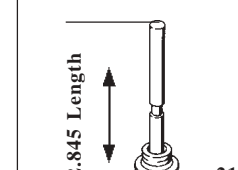
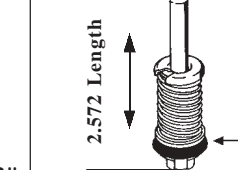


**101-883**  
CHOKE PULL-OFF  
ASSEMBLY ( Primary )



**101-932**  
CHOKE PULL-OFF  
ASSEMBLY ( Primary )

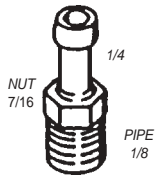
# ROCHESTER

## Walker 2MC, 2ME, E2MC, E2ME, M2MC, M2ME

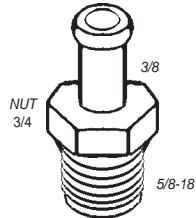
 <p><b>102-1019</b> CHOKE THERMOSTAT ASSEMBLY</p>	 <p><b>102-1020</b> CHOKE THERMOSTAT ASSEMBLY</p>	 <p><b>102-1037</b> CHOKE THERMOSTAT ASSEMBLY</p>	 <p><b>102-1039</b> CHOKE THERMOSTAT ASSEMBLY</p>	 <p><b>102-1052</b> CHOKE THERMOSTAT ASSEMBLY</p>
 <p><b>102-1071</b> CHOKE THERMOSTAT ASSEMBLY</p>	 <p><b>102-1072</b> CHOKE THERMOSTAT ASSEMBLY</p>	 <p><b>102-1011</b> CHOKE THERMOSTAT ASSEMBLY</p>	 <p><b>102-1036</b> CHOKE THERMOSTAT ASSEMBLY</p>	 <p><b>102-1070</b> CHOKE THERMOSTAT ASSEMBLY</p>
 <p><b>102-1038</b> CHOKE THERMOSTAT ASSEMBLY</p>	 <p><b>102-1021</b> CHOKE THERMOSTAT ASSEMBLY</p>	 <p><b>102-1005</b> CHOKE THERMOSTAT ASSEMBLY</p>	 <p><b>102-1012</b> CHOKE THERMOSTAT ASSEMBLY</p>	 <p><b>102-1048</b> CHOKE THERMOSTAT ASSEMBLY</p>
 <p><b>102-1006</b> CHOKE THERMOSTAT ASSEMBLY</p>	 <p><b>102-1061</b> CHOKE THERMOSTAT ASSEMBLY</p>	 <p><b>64-397</b> Methanol Resistant Cup w/out Delayer Spring <b>64-306</b> Buna Cup w/out Delayer Spring PUMP PLUNGER ASSEMBLY</p>	 <p><b>64-398</b> Methanol Resistant Cup w/out Delayer Spring <b>64-307</b> Buna Cup w/out Delayer Spring PUMP PLUNGER ASSEMBLY</p>	 <p><b>64-407</b> Methanol Resistant Cup w/out Delayer Spring <b>64-368</b> Buna Cup w/out Delayer Spring PUMP PLUNGER ASSEMBLY</p>
 <p><b>64-399</b> Methanol Resistant Cup w/out Delayer Spring <b>64-304</b> Buna Cup w/out Delayer Spring PUMP PLUNGER ASSEMBLY</p>	 <p><b>64-369</b> Methanol Resistant Cup w/out Delayer Spring <b>64-303</b> Buna Cup w/out Delayer Spring PUMP PLUNGER ASSEMBLY</p>	 <p><b>64-402</b> Methanol Resistant Cup w/out Delayer Spring <b>64-401</b> Buna Cup w/out Delayer Spring PUMP PLUNGER ASSEMBLY</p>	 <p><b>64-439</b> Methanol Resistant Cup With Delayer Spring ..... <b>64-396</b> Methanol Resistant Cup w/out Delayer Spring <b>64-305</b> Buna Cup w/out Delayer Spring PUMP PLUNGER ASSEMBLY</p>	 <p><b>64-344</b> FLUORELASTOMER <b>64-292</b> BUNA PUMP CUP</p> <hr/>  <p><b>90-52</b> BASE PLUG FITTING</p>

# ROCHESTER

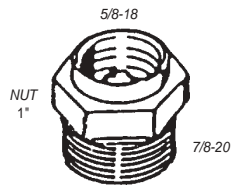
## Walker 2MC, 2ME, E2MC, E2ME, M2MC, M2ME



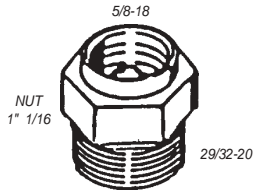
**90-114**  
FUEL INLET  
HOSE FITTING



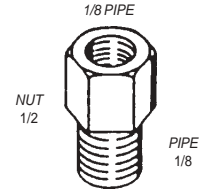
**90-88**  
FUEL INLET  
HOSE FITTING



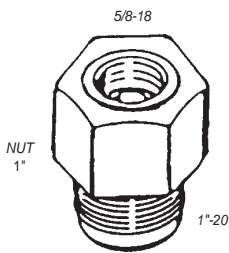
**90-75**  
FUEL INLET  
FITTING



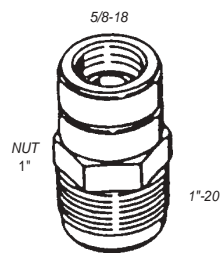
**90-97**  
OVERSIZED FUEL  
INLET FITTING



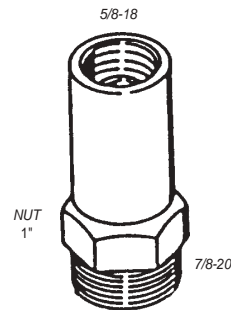
**90-17-2**  
CHOKE REPAIR  
FITTING



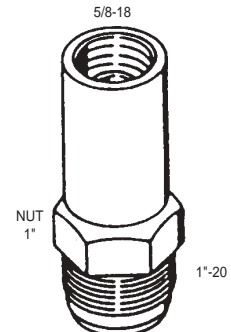
**90-145**  
FUEL INLET  
FITTING



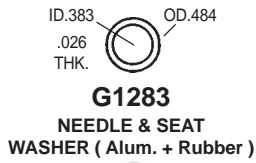
**90-125**  
FUEL INLET  
FITTING



**90-91**  
FUEL INLET  
FITTING



**90-113**  
FUEL INLET  
FITTING



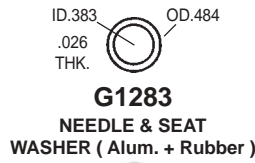
**G1283**  
NEEDLE & SEAT  
WASHER ( Alum. + Rubber )



**31-542**  
VITON NEEDLE &  
SEAT ASSEMBLY  
( .106 Orifice )



**18-212**  
NEEDLE



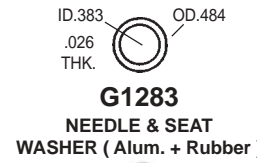
**G1283**  
NEEDLE & SEAT  
WASHER ( Alum. + Rubber )



**31-581**  
VITON NEEDLE &  
SEAT ASSEMBLY  
( .110 Orifice )



**18-212**  
NEEDLE



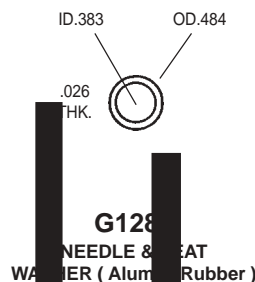
**G1283**  
NEEDLE & SEAT  
WASHER ( Alum. + Rubber )



**31-754**  
VITON NEEDLE &  
SEAT ASSEMBLY  
( .115 Orifice )



**18-212**  
NEEDLE



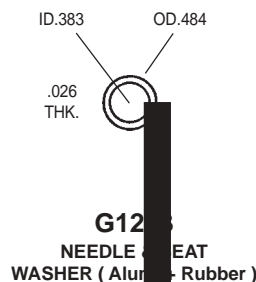
**G1283**  
NEEDLE & SEAT  
WASHER ( Alum. + Rubber )



**18-212**  
NEEDLE



**31-583**  
VITON NEEDLE &  
SEAT ASSEMBLY  
( .124 Orifice )



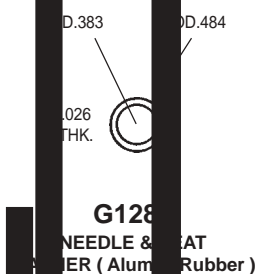
**G1283**  
NEEDLE & SEAT  
WASHER ( Alum. + Rubber )



**18-212**  
NEEDLE



**31-678**  
VITON NEEDLE &  
SEAT ASSEMBLY  
( .124 Orifice )



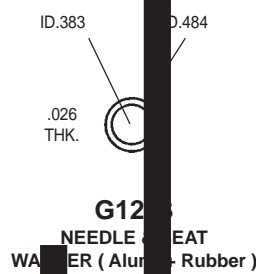
**G1283**  
NEEDLE & SEAT  
WASHER ( Alum. + Rubber )



**18-212**  
NEEDLE



**31-741**  
VITON NEEDLE &  
SEAT ASSEMBLY  
( .130 Orifice )



**G1283**  
NEEDLE & SEAT  
WASHER ( Alum. + Rubber )



**18-212**  
NEEDLE

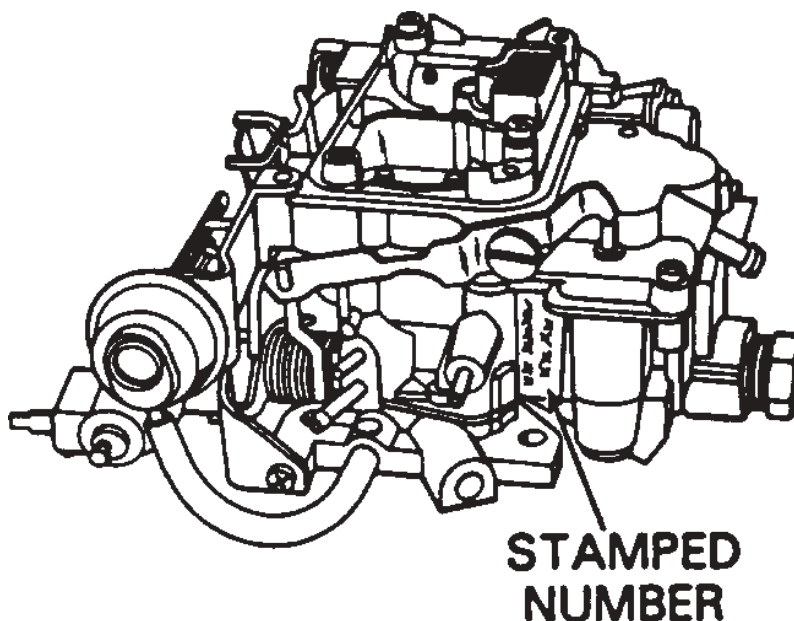


**31-546**  
VITON NEEDLE &  
SEAT ASSEMBLY  
( .132 Orifice )

# ***ROCHESTER***

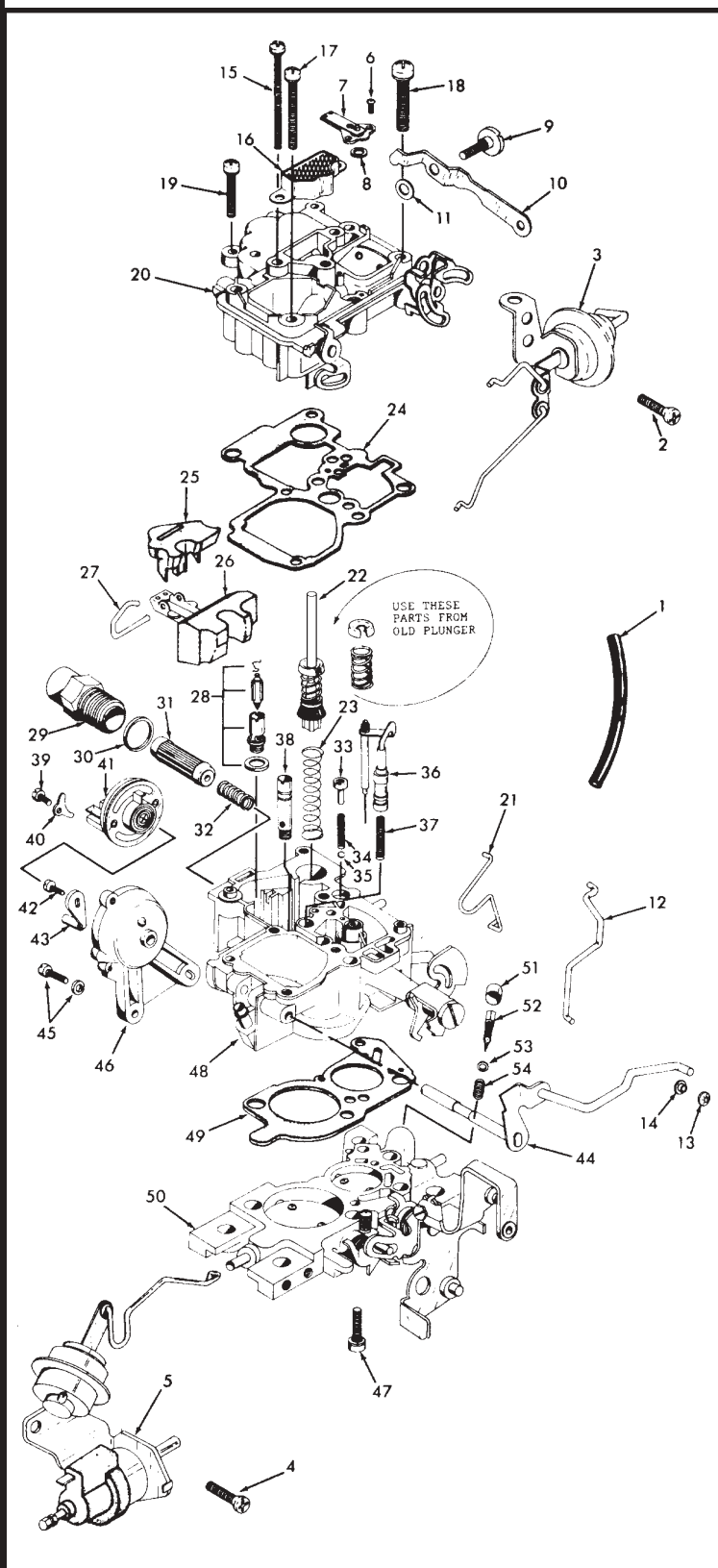
## ***"2SE, E2SE"***

### ***( VARAJET )***



### ***APPLICATION***

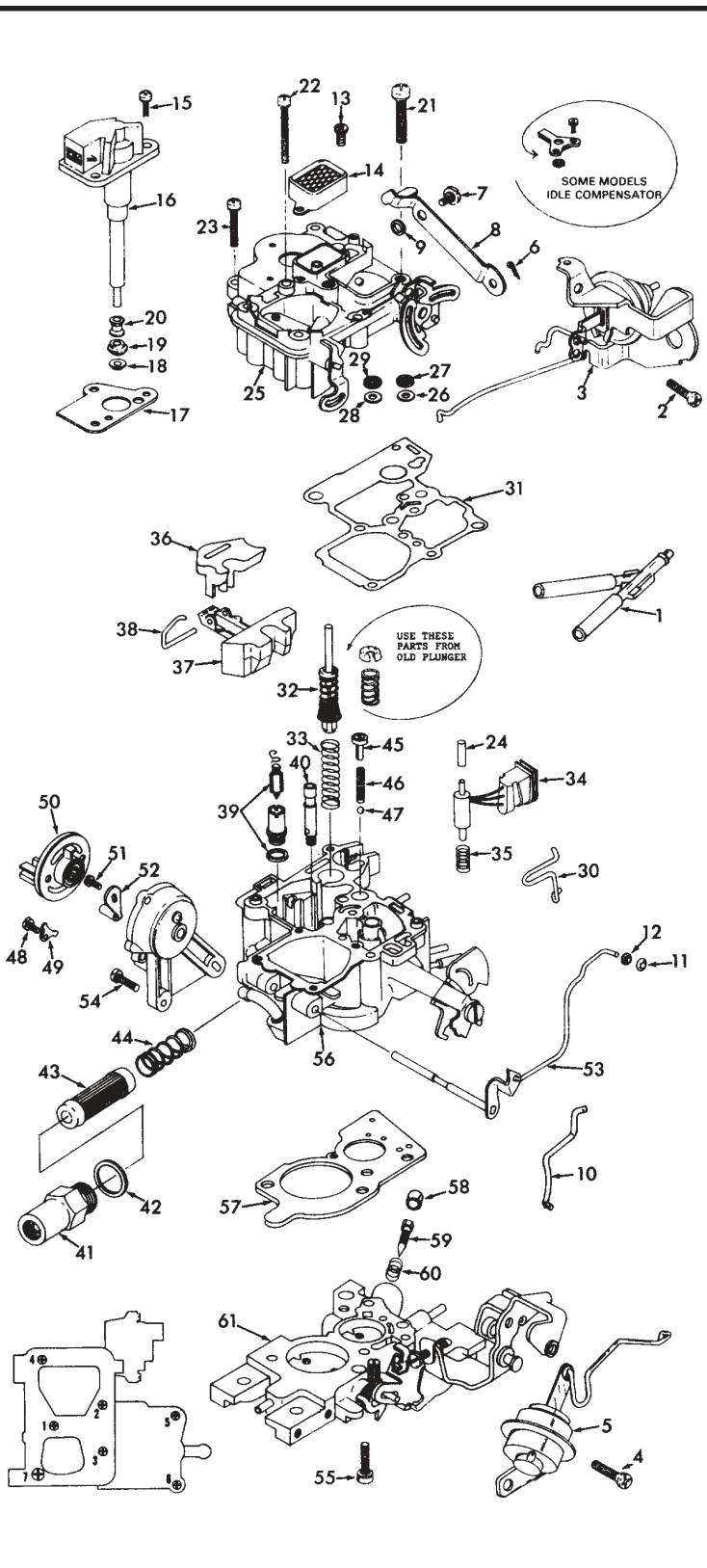
AMERICAN MOTORS (4 cyl) .....	1980-83
BUICK (4,6 cyl) .....	1980-86
CADILLAC (4 cyl) .....	1982-84
CHEVROLET (4,6 cyl ) .....	1979-86
CHEV./GMC TRUCK (4,6 cyl) .....	1979-85
JEEP (4,6 cyl) .....	1980-86
OLDSMOBILE (4,6 cyl) .....	1979-86
PONTIAC (4,6 cyl) .....	1979-86



REF#	NOMENCLATURE	PART#
1)	HOSE-VACUUM BREAK .....	5/32HOSE
2)	SCREW-VACUUM BREAK BRACKET .....	**
3)	PRI.VAC.BREAK, LINKAGE & BRACKET ....	101-738
4)	SCREW-SEC.VAC. BREAK BRACKET .....	**
5)	SEC.VAC. BREAK, LINK & SOLENOID .....	SEE PAGE 59
6)	SCREW-IDLE COMPENSATOR .....	**
7)	IDLE-COMPENSATOR .....	
8)	GASKET-IDLE COMPENSATOR .....	G604
9)	SCREW-PUMP LEVER .....	**
10)	LEVER-PUMP .....	
11)	SPACER WASHER-PUMP LEVER .....	
12)	ROD-PUMP .....	
13)	RETAINER-CHOKE ROD (Upper) .....	62-86
14)	BUSHING-CHOKE ROD .....	85-231
15)	SCREW-BOWL COVER (Long) .....	**
16)	VENT STACK .....	
17)	SCREW-BOWL COVER .....	**
18)	SCREW-BOWL COVER (Large) .....	**
19)	SCREW-BOWL COVER .....	**
20)	BOWL COVER ASSEMBLY .....	
21)	ROD-FAST IDLE CAM .....	
22)	PUMP-ASSEMBLY .....	64-348
23)	SPRING-PUMP RETURN .....	66-15
24)	GASKET-BOWL COVER .....	SEE PAGE 57 & 58
25)	INSERT-FLOAT BOWL .....	
26)	FLOAT-ASSEMBLY .....	100-46
27)	PIN-FLOAT HINGE .....	32-77
28)	NEEDLE & SEAT ASSEMBLY .....	SEE PAGE 61
29)	FILTER NUT-FUEL INLET .....	90-153
30)	GASKET-FILTER NUT .....	G816
31)	FILTER-FUEL INLET .....	30-59
32)	SPRING-FILTER .....	66-37
33)	GUIDE-PUMP DISC. SPRING .....	85-232
34)	SPRING-PUMP DISC. ....	66-16
35)	BALL-PUMP DISC. ....	90-13
36)	POWER PISTON ASSEMBLY .....	
37)	SPRING-POWER PISTON .....	66-73
38)	JET-PRIMARY .....	
39)	SCREW-CHOKE RETAINER .....	**
40)	RETAINER-CHOKE COVER .....	85-297
41)	ELECTRIC CHOKE COVER ASSEMBLY ..	SEE PAGE 60
42)	SCREW-CHOKE LEVER .....	**
43)	LEVER-CHOKE .....	
44)	CHOKE SHAFT & ROD ASSEMBLY .....	
45)	SCREW-CHOKE HOUSING .....	**
46)	HOUSING-CHOKE .....	**
47)	SCREW-THROTTLE BODY .....	**
48)	BOWL ASSEMBLY .....	
49)	GASKET-THROTTLE BODY .....	G1059
50)	THROTTLE BODY ASSEMBLY .....	
51)	PLUG-IDLE NEEDLE SEAL .....	SEE PAGE 55
52)	NEEDLE-IDLE ADJUSTING .....	SEE PAGE 55
53)	WASHER-IDLE NEEDLE .....	SEE PAGE 57
54)	SPRING-IDLE NEEDLE .....	SEE PAGE 56













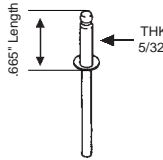














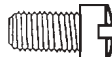




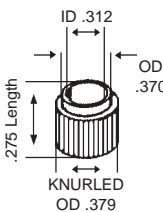
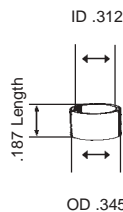
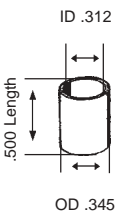

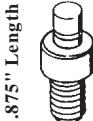
( 120- Series ) SEE JET CHART AT END OF ROCHESTER SECTION  
( \*\* ) REFER TO SCREW CATALOG





REF#	NOMENCLATURE	PART#
1)	HOSE-VACUUM BREAK .....	5/32HOSE
2)	SCREW-VACUUM BREAK BRACKET .....	**
3)	PRI.VAC.BREAK, LINKAGE & BRACKET .....	101-738
4)	SCREW-VAC. BREAK BRACKET .....	**
5)	SEC.VAC.BREAK, LINKAGE & BRACKET ...	SEE PAGE 59
6)	RETAINER-PUMP ROD .....	62-83
7)	SCREW-PUMP LEVER .....	**
8)	LEVER-PUMP .....	
9)	SPACER WASHER-PUMP LEVER .....	
10)	PUMP-ROD .....	
11)	RETAINER-CHOKE ROD (Upper) .....	62-86
12)	BUSHING-CHOKE ROD .....	85-231
13)	SCREW-VENT STACK .....	**
14)	VENT STACK .....	
15)	SCREW-SOLENOID .....	**
16)	SOLENOID-MIXTURE CONTROL .....	318-1005
17)	GASKET-SOLENOID .....	G1174
18)	RETAINER-SEAL .....	85-233
19)	SEAL-SOLENOID .....	64-350
20)	ADAPTER-SOLENOID SEAL .....	
21)	SCREW-BOWL COVER (Large) .....	**
22)	SCREW-BOWL COVER .....	**
23)	SCREW-BOWL COVER .....	**
24)	PLUNGER-TPS .....	
25)	BOWL COVER ASSEMBLY .....	
26)	RETAINER-PLUNGER SEAL .....	SEE PAGE 57
27)	SEAL-PLUNGER .....	64-351
28)	RETAINER-PUMP SEAL .....	SEE PAGE 57
29)	SEAL-PUMP STEM .....	64-352
30)	ROD-FAST IDLE CAM .....	
31)	GASKET-BOWL COVER .....	SEE PAGE 57 & 58
32)	PUMP-ASSEMBLY .....	64-348
33)	SPRING-PUMP RETURN .....	66-15
34)	THROTTLE POSITION SENSOR .....	SEE PAGE 59
35)	SPRING-TPS .....	
36)	INSERT-FLOAT BOWL .....	
37)	FLOAT-ASSEMBLY .....	100-46
38)	PIN-FLOAT HINGE .....	32-77
39)	NEEDLE & SEAT ASSEMBLY .....	SEE PAGE 61
40)	JET-PRIMARY .....	
41)	FILTER NUT-FUEL INLET .....	90-153
42)	GASKET-FILTER NUT .....	G816
43)	FILTER-FUEL INLET .....	30-59
44)	SPRING-FILTER .....	66-37
45)	GUIDE-PUMP DISC. SPRING .....	85-232
46)	SPRING-PUMP DISC. BALL .....	66-16
47)	BALL-PUMP DISC. .....	90-13
48)	SCREW-CHOKE RETAINER .....	**
49)	RETAINER-CHOKE COVER .....	85-297
50)	ELECTRIC CHOKE COVER ASSEMBLY ..	SEE PAGE 60
51)	SCREW-CHOKE LEVER .....	**
52)	LEVER-CHOKE .....	
53)	CHOKE SHAFT & LEVER ASSEMBLY .....	
54)	SCREW-CHOKE HOUSING .....	**
55)	SCREW-THROTTLE BODY .....	**
56)	BOWL ASSEMBLY .....	
57)	GASKET-THROTTLE BODY .....	G1059
58)	PLUG-IDLE NEEDLE SEAL .....	SEE PAGE 55
59)	NEEDLE-IDLE ADJUSTING .....	SEE PAGE 55
60)	SPRING-IDLE NEEDLE .....	SEE PAGE 56
61)	THROTTLE BODY ASSEMBLY .....	

( 120- Series ) SEE JET CHART AT END OF ROCHESTER SECTION  
 ( \*\* ) REFER TO SCREW CATALOG

							
90-21 CHECK BALL ( 1/8" Steel )	90-12 CHECK BALL ( 5/32" Steel )	90-13 CHECK BALL ( 3/16" Steel )	62-83 PUMP ROD RETAINER	32-11 COTTER PIN 3/64"X3/8"	85-237 CHOKE COVER RETAINER	85-203 CHOKE COVER RETAINER	85-297 CHOKE COVER RETAINER
							
62-108 THROTTLE ARM STUD RETAINER	85-93 PUMP DELAYER SPRING RETAINER	62-86 LINK ROD RETAINER	85-232 PUMP DISCHARGE SPRING RETAINER	916F CHOKE COVER POP RIVET	32-77 FLOAT PIN		
							
85-61 EXPANSION PLUG ( 9/32" Aluminum )	85-114 MAIN METERING BODY PLUG ( 1/4" Aluminum )	0-116 PLUG ( 5/16" Aluminum )	5/32HOSE VACUUM HOSE	64-351 TPS PLUNGER STEM SEAL	64-352 PUMP STEM SEAL	64-353 INTERMEDIATE CHOKE SHAFT SEAL	
							
G600-5 RUBBER CAP ( 1/8" )	G652 RUBBER CAP ( 5/32" )	G600-1 RUBBER CAP ( 7/32" )	G665 RUBBER CAP ( 3/8" )	80-42 CHOKE COVER SCREW ( 8-32X5/16" )	80-221 CHOKE COVER SCREW ( Self Tapping ) ( 10-24X3/8" )		
							
80-99 CHOKE COVER SCREW ( 10-24X3/8" )	16-116 IDLE MIXTURE SCREW	16-139 IDLE MIXTURE SCREW ( 4MX.50X1.266 )	16-103 IDLE MIXTURE SCREW ( 4MX.50X1.480 )	85-231 LINK ROD BUSHING			
							
22-106 BRASS BUSHING ( Shaft Size 5/16" )	22-94 BRASS BUSHING ( Shaft Size 5/16" )	22-27 BRASS BUSHING ( Shaft Size 5/16" )	22-73 THROTTLE LEVER STUD	22-72 THROTTLE LEVER STUD			





**30-65**  
FUEL FILTER  
CHECK VALVE



**30-53**  
FUEL FILTER  
SINTERED BRONZE



**30-54** w/o check valve  
**30-59** w/ check valve  
1" FUEL FILTER



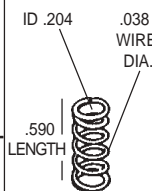
**30-55** w/o check valve  
**30-60** w/ check valve  
2" FUEL FILTER



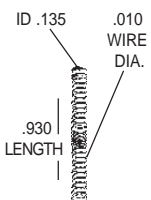
**66-123**  
POWER VALVE  
SPRING



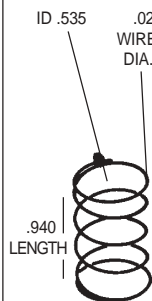
**66-76**  
PUMP PLUNGER  
GARTER SPRING



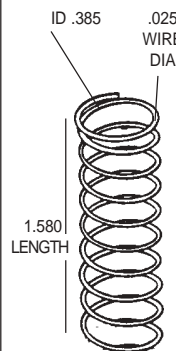
**66-51**  
IDLE ADJUSTING  
SCREW SPRING



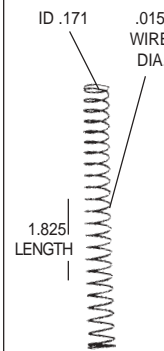
**66-16**  
PUMP DISCH.  
SPRING



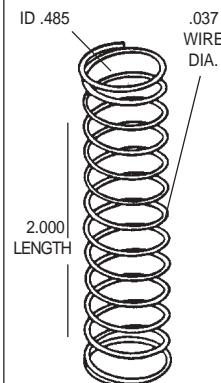
**66-37**  
FUEL FILTER  
INLET SPRING



**66-15**  
PUMP RETURN  
SPRING



**66-73**  
POWER PISTON  
SPRING



**66-44**  
PUMP DELAYER  
SPRING



**17-27**  
BRASS TUBE  
OD .250"X1.130" Length



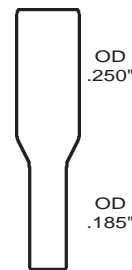
**17-144**  
BRASS TUBE  
OD .187"X1.185" Length



**17-49**  
BRASS TUBE  
OD .187"X1.250" Length



**17-48**  
BRASS TUBE  
OD .187"X1.914" Length



**17-109**  
STEEL TUBE  
1.363" Length



**17-40**  
STEEL TUBE  
OD .375"X1.365" Length



**R140**  
CHOKE PULL-OFF  
LINK



**R134**  
PRIMARY VACUUM  
BREAK LINK



**R141**  
VACUUM BREAK  
LINK



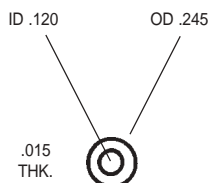
**R133**  
AIR VALVE  
LINK



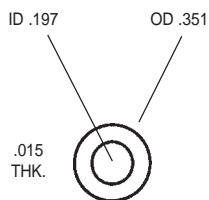
**R121**  
SECONDARY VACUUM  
BREAK LINK



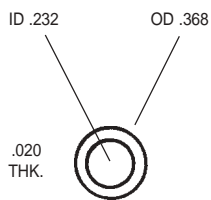
**85-316**  
THROTTLE PLATE  
Size 1" 3/8"



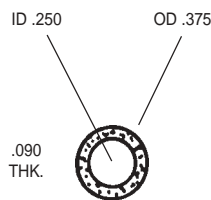
**85-233**  
MIX. CTRL. SOL.  
SEAL WASHER  
( Brass )



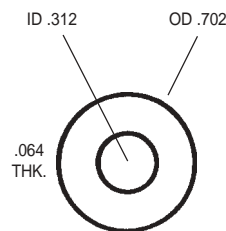
**G286**  
SECONDARY TUBE  
SEAL WASHER  
( Aluminum )



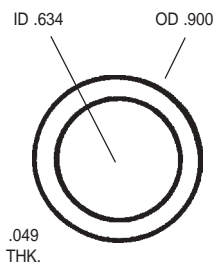
**G1216**  
PUMP STEM  
RETAINER  
( Steel )



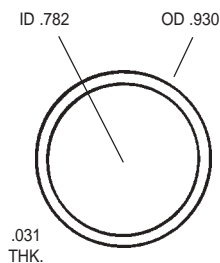
**G604**  
IDLE COMPENSATOR  
GASKET  
( Cork )



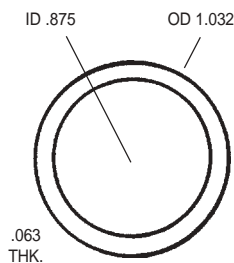
**74F**  
BANJO GASKET  
( Fiber )



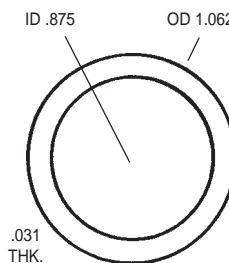
**G1166**  
FEEDBACK CONTROL  
GASKET  
( Fiber )



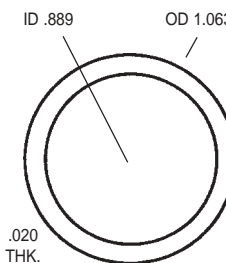
**G816**  
FUEL INLET  
FITTING GASKET  
( Nylon )



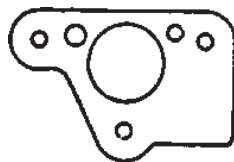
**G1126**  
FUEL FITTING  
GASKET  
( Nylon )




**G778**  
FUEL INLET NUT  
GASKET  
( Alum. + Rubber )



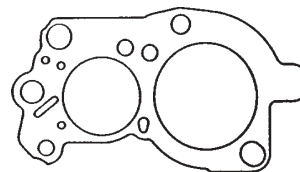
**G1502**  
FUEL INLET NUT  
GASKET  
( Alum. + Rubber )



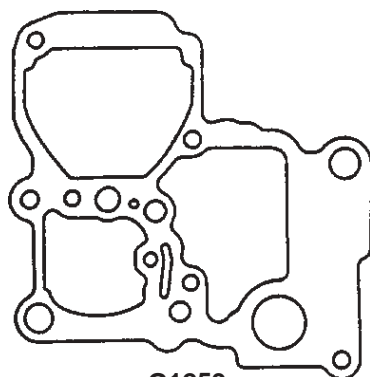
**G1174**  
MIX. CONTROL SOLENOID  
GASKET



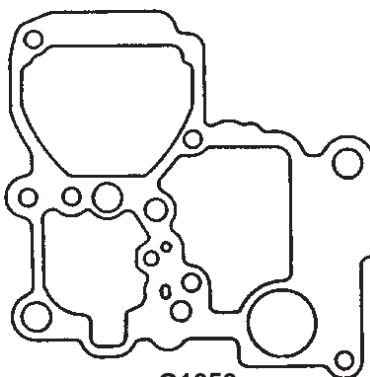
**G1053**  
AIR CLEANER  
GASKET



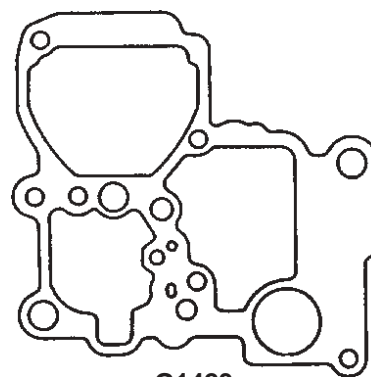
**G1059**  
THROTTLE BODY  
GASKET



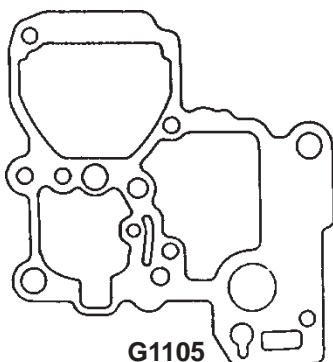
**G1259**  
BOWL COVER GASKET  
1/32" THK.



**G1050**  
BOWL COVER GASKET  
1/32" THK.

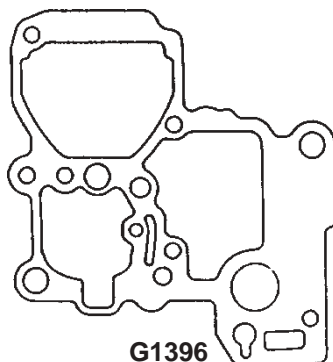


**G1423**  
BOWL COVER GASKET  
3/64" THK.

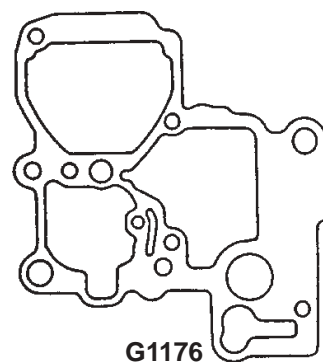


**G1105**  
BOWL COVER GASKET  
1/32" THK.

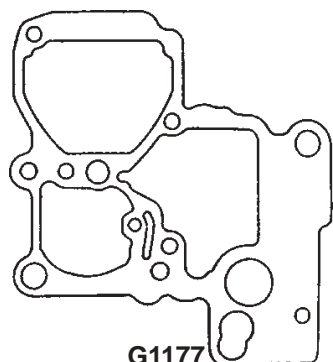
=



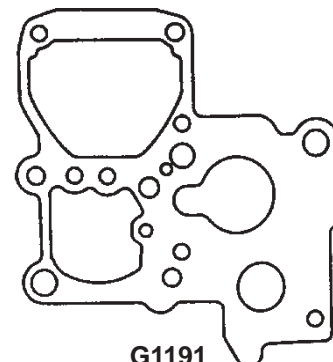
**G1396**  
BOWL COVER GASKET  
3/64" THK.



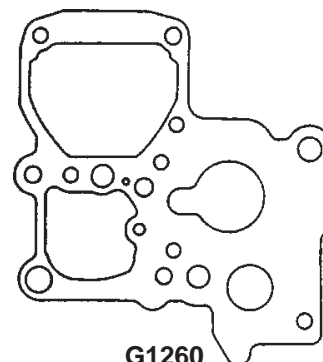
**G1176**  
BOWL COVER GASKET  
1/32" THK.



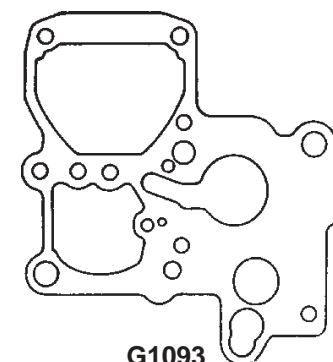
**G1177**  
BOWL COVER GASKET  
1/32" THK.



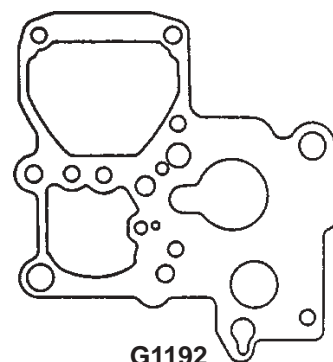
**G1191**  
BOWL COVER GASKET  
1/32" THK.



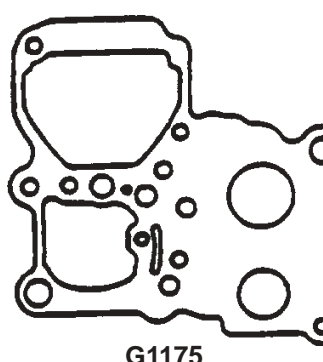
**G1260**  
BOWL COVER GASKET  
1/32" THK.



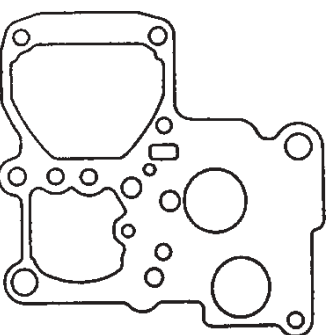
**G1093**  
BOWL COVER GASKET  
1/32" THK.



**G1192**  
BOWL COVER GASKET  
1/32" THK.

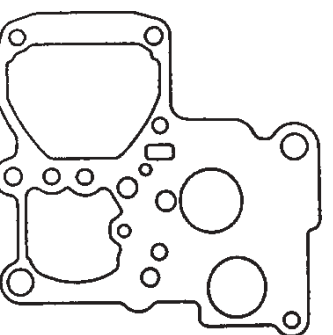


**G1175**  
BOWL COVER GASKET  
1/32" THK.




**G1058**  
BOWL COVER GASKET  
1/32" THK.

=



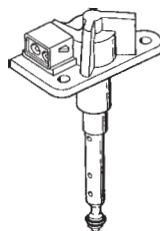
**G1393**  
BOWL COVER GASKET  
3/64" THK.



**G1052**  
FLANGE GASKET  
1/4" THK.



# ROCHESTER 2SE, E2SE



**318-1005**  
MIXTURE CONTROL  
SOLENOID



**85-308**  
M.C.S.  
VITON TIP



**64-350**  
M.C.S.  
SEAL



**85-469**  
M.C.S.  
BARREL



**85-233**  
M.C.S. SEAL  
RETAINER



**319-1001**  
THROTTLE POSITION  
SENSOR



**319-1004**  
THROTTLE POSITION  
SENSOR



**100-46**  
NITROPHYL FLOAT



**100-83**  
NITROPHYL FLOAT



**101-1006**  
CHOKE PULL-OFF  
ASSEMBLY



**101-738**  
CHOKE PULL-OFF  
ASSEMBLY



**101-1007**  
CHOKE PULL-OFF  
ASSEMBLY



**101-1003**  
CHOKE PULL-OFF  
ASSEMBLY ( Auxiliary )



**101-1008**  
CHOKE PULL-OFF  
ASSEMBLY ( Primary )



**101-998**  
CHOKE PULL-OFF  
ASSEMBLY ( Primary )



**101-951**  
CHOKE PULL-OFF  
ASSEMBLY ( Auxiliary )



**101-1009**  
CHOKE PULL-OFF  
ASSEMBLY ( Primary )



**101-967**  
CHOKE PULL-OFF  
ASSEMBLY ( Primary )



**101-1013**  
CHOKE PULL-OFF  
ASSEMBLY ( Primary )



**101-970**  
CHOKE PULL-OFF  
ASSEMBLY ( Primary )



**101-1005**  
CHOKE PULL-OFF  
ASSEMBLY ( Primary )



**101-966**  
CHOKE PULL-OFF  
ASSEMBLY ( Primary )



**101-968**  
CHOKE PULL-OFF  
ASSEMBLY



**101-994**  
CHOKE PULL-OFF  
ASSEMBLY ( Auxiliary )



**101-1002**  
CHOKE PULL-OFF  
ASSEMBLY ( Auxiliary )



**102-1012**  
CHOKE THERMOSTAT  
ASSEMBLY



**102-1019**  
CHOKE THERMOSTAT  
ASSEMBLY



**102-1020**  
CHOKE THERMOSTAT  
ASSEMBLY



**102-1037**  
CHOKE THERMOSTAT  
ASSEMBLY



**102-1071**  
CHOKE THERMOSTAT  
ASSEMBLY



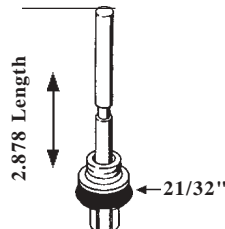
**102-1039**  
CHOKE THERMOSTAT  
ASSEMBLY



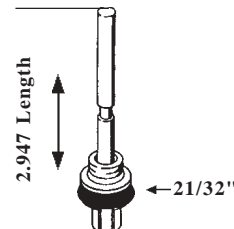
**102-1052**  
CHOKE THERMOSTAT  
ASSEMBLY



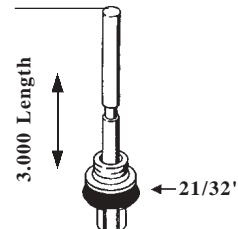
**102-1072**  
CHOKE THERMOSTAT  
ASSEMBLY



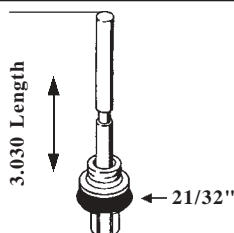
**64-374** Methanol Resistant Cup  
w/out Delayer Spring  
**64-347** Buna Cup  
w/out Delayer Spring  
**PUMP ASSEMBLY**



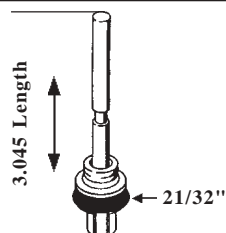
**64-383** Methanol Resistant Cup  
w/out Delayer Spring  
**64-359** Buna Cup  
w/out Delayer Spring  
**PUMP ASSEMBLY**



**64-384** Methanol Resistant Cup  
w/out Delayer Spring  
**64-354** Buna Cup  
w/out Delayer Spring  
**PUMP ASSEMBLY**



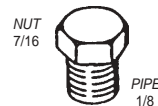
**64-382** Methanol Resistant Cup  
w/out Delayer Spring  
**64-349** Buna Cup  
w/out Delayer Spring  
**PUMP ASSEMBLY**



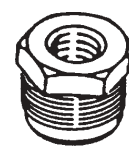
**64-381** Methanol Resistant Cup  
w/out Delayer Spring  
**64-348** Buna Cup  
w/out Delayer Spring  
**PUMP ASSEMBLY**



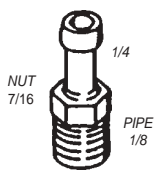
**64-344** FLUORELASTOMER  
**64-292** BUNA  
**PUMP CUP**



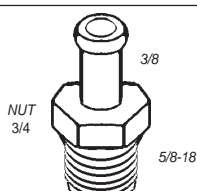
**90-52**  
BASE PLUG  
FITTING



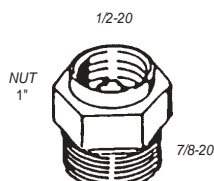
**90-143**  
QUADRAJET  
CONVERSION FITTING



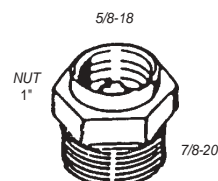
**90-114**  
FUEL INLET  
HOSE FITTING



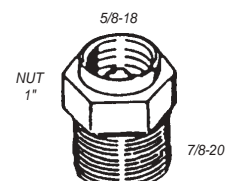
**90-88**  
FUEL INLET  
HOSE FITTING



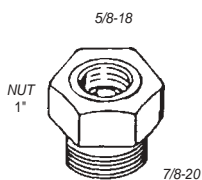
**90-72**  
FUEL INLET  
FITTING



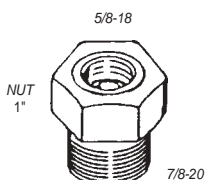
**90-75**  
FUEL INLET  
FITTING



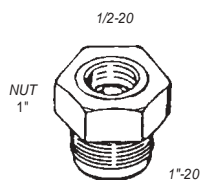
**90-75-1**  
FUEL INLET FITTING  
(Extra Threads)



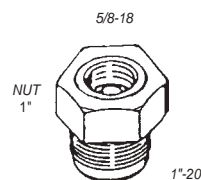
**90-157**  
FUEL INLET  
FITTING



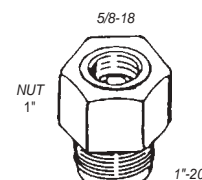
**90-81**  
FUEL INLET  
FITTING



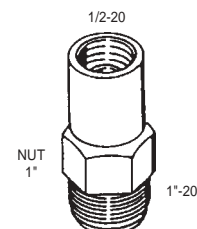
**90-147**  
FUEL INLET  
FITTING



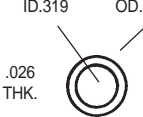
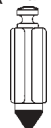

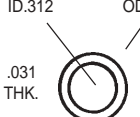
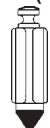

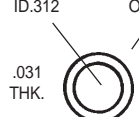
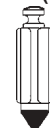

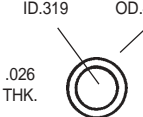
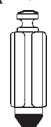

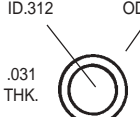
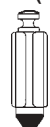

**90-144**  
FUEL INLET  
FITTING



**90-145**  
FUEL INLET  
FITTING



**90-153**  
FUEL INLET  
FITTING

<p>ID.319    OD.421</p>  <p><b>G1205</b> NEEDLE &amp; SEAT WASHER ( Alum. + Rubber )</p>  <p><b>18-216</b> NEEDLE</p>  <p><b>31-653</b> VITON NEEDLE &amp; SEAT ASSEMBLY ( .092 Orifice )</p>	<p>ID.312    OD.410</p>  <p><b>G59</b> FUEL INLET GASKET ( Fiber )</p>  <p><b>18-216</b> NEEDLE</p>  <p><b>31-662</b> VITON NEEDLE &amp; SEAT ASSEMBLY ( .100 Orifice )</p>	<p>ID.312    OD.410</p>  <p><b>G59</b> FUEL INLET GASKET ( Fiber )</p>  <p><b>18-216</b> NEEDLE</p>  <p><b>31-549</b> VITON NEEDLE &amp; SEAT ASSEMBLY ( .110 Orifice )</p>
<p>ID.319    OD.421</p>  <p><b>G1205</b> NEEDLE &amp; SEAT WASHER ( Alum. + Rubber )</p>  <p><b>18-216</b> NEEDLE</p>  <p><i>(With dump slots)</i></p> <p><b>31-698</b> VITON NEEDLE &amp; SEAT ASSEMBLY ( .119 Orifice )</p>	<p>ID.312    OD.410</p>  <p><b>G59</b> FUEL INLET GASKET ( Fiber )</p>  <p><b>18-216</b> NEEDLE</p>  <p><i>(Without dump slots)</i></p> <p><b>31-575</b> VITON NEEDLE &amp; SEAT ASSEMBLY ( .119 Orifice )</p>	