



Caddy Chatter



Volume 31/ Issue 11

Cadillac Club of North Jersey 201-888-8727

November, 2021

Website: cadillacclubnj.org

30TH ANNIVERSARY FALL SHOW IS UPON US CLUB PARTICIPATION MORE IMPORTANT THAN EVER



CCNJ Fall Show back in 1998 (Page 4), Last month's meeting (Page 9), Tire troubles teach lesson (Page 10)

CCNJ 30TH ANNIVERSARY FALL SHOW THIS WEEKEND

By Tony Albarella

Lest anyone forgot to mark their calendars, we cap off our club car season on this coming Sunday, November 7, 2021, with our big 30th Anniversary Fall Show. It takes place from 10:00AM-3:00PM and the location is the State Line Lookout at the Palisades Interstate Park in Alpine, NJ.

As a further reminder, COVID rules apply and masks are required. Car placement begins at 10:00 AM and ends at 11:30 AM. No "For Sale" signs are allowed in or around show vehicles, and the consumption of alcoholic beverages is likewise not allowed on facility grounds.

The show is open to all Cadillac and LaSalle vehicles and will feature a "People's Choice" voting system. It's too late to pre-register at this point, but "Day of Show" entries are most welcome. Dust off your big, beautiful Caddies for one last outing and celebrate the

fall, and the last CCNJ 30th anniversary event, with us and all your friends on the scenic cliffs in Alpine. Should you need them, driving directions can be found on Page 3.

CALL IS OUT FOR BOARD MEMBERS AND VOLUNTEERS

By Tony Albarella

As we close in on the tail end of 2021, we're starting to wrap up a year of celebration of the club's 30th anniversary. Our "Cruise Down Memory Lane" column returns this month with a large photo spread (starting on Page 4) that covers the 1998 CCNJ Fall Show at Brogan Cadillac of Ridgewood, NJ. Enjoy the peek back to a time when our cars—and our members!—had a few less miles on the 'ol odometer.

Checking out the rearview mirror is fun and nostalgic, but let's remember not to take our eyes off the road ahead of us. Now more than ever, it's critical for different members to step up and become a

volunteer or join our board of directors. Lois Harriman will be stepping down as director at the end of the year, and Roy Garretson will not be returning to the board when the current session expires.

We can't thank Lois and Roy enough for their selfless and dutiful service over the years, and we're lucky to have them remain with the CCNJ to help out in other ways. But the fact remains that we're getting a bit light in personnel, and the majority of the club's work falls to those few who have served as board members or volunteers for extraordinary periods of time.

Now is the time for a "changing of the guard," as it were. If you have just a few hours a month to spare to lighten the load for those who run the club, please offer to help out. If you have any questions as to what certain positions might entail, please call the club phone and speak to Lois about it. The very future of the CCNJ could be at stake, and responsibility for our club falls to each and every one of us.



cadclubnj@gmail.com

OFFICERS

Director

Lois Harriman 551-444-2039

Secretary-Treasurer

Rob Harriman 973-942-5896

Board Members

Mike Cascio 862-377-4672

Roy Garretson 973-951-7757

Anthony Vanacore 551-404-3307

VOLUNTEERS

Membership

Lois Harriman 201-888-8727

Newsletter Editor

Tony Albarella 732-750-3260

tztony@hotmail.com

Annual Dinner/Tov Shop

Bill Marcy 201-342-4871

bmarcy@optonline.net

Parade Chairman

Lou Filardo 973-868-0525

louielimo@comcast.net

Technical Advisors

Mike Cascio 862-377-4672

Bill Marcy 201-342-4871

Restoration Advisor

Viktor Tkaczenko 201-532-0919

Activities and Event Planning

Viktor & Beverly Tkaczenko

Richard Paley—Richard Sroka

Publicity

Anthony Vanacore

tonyv773@gmail.com

Webmaster

Marc Polizzotto

marcpolizzotto@gmail.com



Lois Harriman,
Director

Director's Message

November 2021

Hello Fellow Members,

How time has flown by. In 2010, Dick Bankart implored me to run on the board and think about becoming the (at that time) president of the club. Or else, he said, he hated to think about dissolving the club. No one would step forward to help. I thought about it, and Rob and I so enjoyed the club and the friendships we had made that I said yes. There have been many folks following that who answered the call and have done splendidly, and the club would not be what it is without teamwork.

I have done this for too long and the club needs new and fresh faces with new ideas. This is where you come in. For the club to move forward we need help. Calendar of Events help, Merchandise help, technical help, photography help, writing articles for the newsletter help. As I have said many times this should not be a life sentence but a year or two given to move the club forward.


I am stepping down at the end of December. Our next club meeting will be held indoors at River View East, 455 River Drive, Elmwood Park, NJ 07407. It will also be a Google meeting. For those not able to attend in person, a link will be sent out by Tony Albarella a few days before the meeting on Thursday, November 11th. We'll be gathering at 6:30 PM for a food social and holding the meeting at 7:30 PM.

After October's club meeting, I find myself in the mindset of Dick Bankart. Will I have to think about dissolving the North Jersey Region? As I have told the board of directors, if I am voted in, I will become the secretary and continue in the membership role (unless there is someone out there to volunteer for these positions). Perhaps the club has had enough of Lois, and that would be fine with me also. It would be nice at a car show to sit by my car and relax and just talk to folks. It's up to you. At our November meeting, we will still be taking nominations and then voting on next year's board, plus enjoying good food and fellowship with fellow car enthusiasts.

Also, if you haven't put your car away, please join us at our Fall Car Show at the Palisades, which is always a great spot for a car show. Info can be found on the front page of this issue and directions are on Page 3.

See 'ya Down the Road (One Way or Another),

Lois



Rob Harriman,
Treasurer

TREASURER'S REPORT

Begin. Bal. 9/28/21	\$4,925.25
Deposits	+ 25.00
Disbursements	- \$208.70
Ending Bal. 10/28/21	\$4,741.55

Directions to our Fall Show

Stateline Lookout, Alpine, NJ

From the Palisades Interstate Parkway (Northbound) The well-marked exit for State Line Lookout is about 2 miles north of Exit 2. Can also be accessed from NJ Route 4 and many other roads.

From the Palisades Interstate Parkway (southbound) Stay in the left lane after passing Exit 3. Take the median U-turn (well marked). Use Caution, as you will need to get into the right lane immediately to exit for State Line Lookout. (The Palisades Interstate Parkway can be accessed from the NY Thruway and many other roads.)

Questions? Need assistance? Call the Club Phone: (201) 888-8727

Welcome
to our

New Members



Michael Franchini — Clifton, NJ

1999 Deville



ATTENTION MEMBERS!

Don't forget to renew your CLC membership when it is due. I just had to submit our roster to the home office. Don't make me come after you to let you know you are delinquent. 😊 — Lois

CCNJ
FALL SHOW
SEPTEMBER 1998



BROGAN
CADILLAC OF
RIDGEWOOD











OCTOBER CLUB MEETING

Shake Shack in Paramus, NJ

Thursday, October 14, 2021

by Lois Harriman



Rob & "Doris" -1963 CDV



1973 CDV—Patrick Dolan
& Mike Casio



Rob, Mike & Patrick

As you can see by the pictures it was a lovely night for an outdoor meeting. It was our yearly nominations meeting in which names are put forward for folks to volunteer their time to the running of the club. This meeting was also a Zoom meeting for those who could not attend in person but could, in the comfort of their home, attend. Going forward all club meetings will also be Zoomed for those not attending in person. Tony Albarella will blast the info to club members so they can attend the meetings on the air waves. It was a nice, small gathering of talking about the future of our club.

At our November meeting nominations will still be taken. The date for that meeting will be Thursday, November 11th. Nominations put forward at this meeting were:

- * Rob Harriman (Treasurer) will run
- * Mike Cascio (Board Member) will run
- * Anthony Vanacore (Board Member) will run
- * Lois Harriman (Director) will be on the board as secretary only if voted in
- * Roy Garretson (Board Member) not running



Our Gathering Place

I want to personally thank Roy and Nancy for all they have done for the Club, monetarily and for the time given for the benefit of the club.

Those in attendance at this meeting were:

- * Rob and Lois Harriman
- * Patrick Dolan
- * Mike Cascio
- * Anthony Vanacore
- * Bill Marcy (via Zoom)



'91 Brogham D'Ele., '93 Ser 60 Special, '63 CDV, '73 CDV

“DOUBLE BLOWOUT” - AND A CRITICAL SAFETY LESSON LEARNED

by Tony Albarella



On the gloriously sunny day of Sunday, September 19, Cindy and I headed north in our Thunderbird to attend the Shook Funeral Home Car Show in Clifton. We were eager to catch up with our CCNJ buddies again, support Roy Garretson’s show, and enjoy a day amongst vendors, visitors, and vintage cars. As we traveled up the Garden State Parkway, I drove my T-bird as I’ve driven every vintage car I’ve ever owned, restored, and maintained—carefully and relatively slowly. Some components of a sixty-plus-year-old car are still original, others were replaced many years ago and are not new. There are no airbags; there aren’t even seatbelts. The car is rear-wheel drive, has drum brakes, and stopping distances are massive compared to a modern car. You simply don’t want to bet the life of you or your loved ones on the careless or reckless driving of a vintage automobile.

Additionally, the technology of the late 50’s/early 60’s was fine for the time, and worked well when everyone had to drive under the same conditions: 5000 lb. cars, single master cylinder drum brakes, bias ply tires, and basic suspension that was not computer-controlled. People respected each other’s space because they had to. Today’s cars allow for far better control, handling, safety, and braking, and driver’s habits have evolved along with the technology. This is why people can and do zip in and out of traffic, ride your bumper, cut you off. Well, it’s one reason why—for purposes of this article, I won’t get into the aggressive habits of the tri-state driver, or I’ll need the entire issue to cover it!

So, we enjoyed a leisurely drive in the right-hand lane of the Parkway, never going more than 60 MPH even when traffic was clear. However, the exit I needed for Clifton was on the left-hand side, so I needed to speed up to between 70-75 MPH to blend with traffic and get there; driving too slowly in such an instance can be as dangerous as driving too fast. As I merged into the left lane, several things happened.

First, a sudden, intense clatter from the rear left of the car indicated a critical problem. I glanced in my outer driver’s side mirror and saw the rear hubcap bounce off the pavement and disappear from view. In the split second following this, I started losing control of the car. There was no loud pop, but I knew the tire was history. I began to skid and did as experience taught me: turn into the skid and brake very gingerly. I saw the left-hand guard rail loom dangerously close before I got the skid under control and weaved back to right. As I did so, I again lost control...the pressure had evidently taken out the other rear tire. We fishtailed mightily as I struggled to stay in the lane, avoid cars and objects, and get to the shoulder in one piece.

After what seemed an eternity, we cleared the guard rail and I headed, best I could, toward the grassy patch of the left shoulder, hoping to stop before ramming into the small grove of trees that was rapidly approaching. Luckily we did stop in time, but the grass sloped down from the pavement, and with the rear end riding so low (two flat tires does wonders to lower rear-end height!), we bellied in with a horrible crunch and grinding noise. We were still partially in the left lane and with cars beeping and zooming past us, I had to take the risk of further damage and use the engine to slowly drag the car further into the embankment and off the highway.

The scary part of the ordeal was over. Now came triage. The tire rubber was present on both rear rims but mangled beneath them. Both rear hubcaps were gone, as was the left fender skirt. None of these items were present on the scene, so they had all blown off during the initial event. The rear leaf springs were fine but dangerously close to the ground, and the rear right resonator had separated from the dual exhaust system and hung helplessly, scraping the ground. But we were safe, and I hadn't bounced into anyone as we slalomed down the highway, so damage to the car played a distant second in my mind to everything else that could have gone wrong. We were incredibly thankful that no one was hurt.

Obviously, having only one spare and exhaust damage, I needed a flatbed. I placed the call to my Hagerty insurance rep and, New Jersey being New Jersey, was reminded that secondary parties could not tow vehicles off of the NJ Parkway or Turnpike. I'd have to have the NJ Authority do it and submit for reimbursement, which I did. As we waited for the tow, I wandered back along the shoulder to see if I could recover any lost parts. About half a mile back I found one dented hubcap in the weeds, and about a hundred feet further back, the dinged-up fender skirt. I returned to the scene and a friendly flatbed driver, who himself owned vintage muscle cars over the years, hauled us all the way home.



Hagerty was wonderfully helpful and after I got a few quotes, they paid out with no hassle for exhaust repairs, bodywork repairs to the recovered fender skirt, the replacement of both hubcaps, and reimbursement for the towing. I highly recommend them for the excellent service and the ease with which I placed a claim.

So what exactly caused these tire “blowouts,” which weren’t really blowouts? I found out when I got home and examined the parts. I knew at the scene that both tires were complete intact; they had not shredded or blown out, just lost air. They were a bit old but had no dry rot, and all four were modern Coker radials. I suspected that rust on the rim caused the bead to lose its seal on the driver’s side, and that the back-and-forth fish-tailing caused the other tire to do the same. But I later found out that the rims were in great shape internally, with only a light covering of internal surface rust that could not account for the failures. So what had happened?

The recovered hubcap held the answer, and is something that in my ignorance I never even considered. I had chrome dice covers on the tire stems. No problem there, except that the square caps were larger than the hole in the hupcap through which the valve stem passes. The hubcap still had the intact tire valve attached to it, with no damage to the valve, and the valve cap holding it in place.

Here’s what had happened: I simply lost my driver’s side hubcap as I merged into the fast lane. But instead of breaking loose as intended, the hubcap caught on the valve cap cover and whipped around the wheel well at who-knows-how-many RPM. The centrifugal force ripped the intact tire valve right out of the rim. This is why I saw the hubcap take off a split second before I experienced any loss of control. With the valve gone and the weight of the car on it, the tire lost air and went instantly flat. As I started to fight for control and fishtail, the right rear hubcap must also have popped off, taking that valve with it, and the passenger rear tire also went instantly flat. I never recovered that right hubcap, but the tire was fine and the tire valve was missing, so obviously it’s still attached to that lost hupcap.

Please benefit from my almost-disastrous experience and check to make sure that your tire valve stems clear your hubcaps. This applies to any situation where the valve stem passes through a hubcap, and that covers a lot of years and a lot of makes. Tell all your vintage car-owning friends. If you remove the hubcap, it should clear the valve stem without any impediment. This is how it was designed, and for good reason, as I found out. DO NOT use anything to secure the hubcap to the valve stem, intentionally or unintentionally. No one wants to lose a hubcap...but the alternative can be far, far worse.





**We are Cadillac enthusiasts—
vintage and new**

Take us for a test drive!

Benefits of Membership

As a member of the Cadillac & LaSalle Club, you have access to the following valuable benefits:



Receive 11 issues of the multiple-award-winning *The Self-Starter* magazine each year—choose your membership level for a glossy, printed color magazine, or forego a paper copy and read it online [all membership levels have access to read *The Self-Starter* online], plus an annual membership directory;



Access over 190 back issues of *The Self-Starter* magazine online for entertaining articles, classified ads, and tech information;



Join other CLC members in local Regions and International Affiliates with tours, meetings, shows, tech sessions and other events;



Join a specialty Chapter to meet other like-minded members with similar cars and interests;



Participate in local and national driving tours and inter-Regional meets;



Learn about CLC International Class Judging and receive guidance for your restoration through our Authenticity Manuals and *Official Judging Manual*;



Attend our annual Grand National Meet with hundreds of other members; view beautiful cars, participate in our judging, attend tech seminars, receive access to private collections, museums, tours and social events;



Access to technical experts, who can guide you through issues, and provide missing details to help you on your car project;



Members can place three [3] free text-only ads in *The Self-Starter* classified section every year [photos an additional \$20 per photo, per month];



CLC members in the United States receive a 5% discount with Hagerty Insurance [sorry, this discount not available in CA, MA, and TN];



Mecum Auctions offers CLC members discounted bidder and guest passes [for more information, contact the CLC Office]; and



New members receive a welcome packet with membership card, CLC window cling, and a coupon code for 10% off an item in our Club Store.

Still want to look under the hood before you join?

Check out a recent issue of *The Self-Starter* magazine at cadillaclasalleclub.org/page/Publications.

Cadillac & LaSalle Club, PO Box 30972, Gahanna, OH 43230-0972 • cadlasalleclub@aol.com • (614) 478-4622
cadillaclasalleclub.org



Cadillac & LaSalle Club
North Jersey Region
C/O Lois Harriman
174 Brown Ave.
Prospect Park, NJ 07508
Membership:
cadclubnj@gmail.com



Club Cell: 201-888-8727
www.cadillacclubnj.org

2022 Renewal Form

Annual region membership dues: \$25 individual, \$35 joint.
(International dues: \$35/\$45 in US \$). A joint membership qualifies for two separate votes,
& separate listings in the roster.

Please make checks payable to: CCNJ

CLC National Membership Required to be a member of any CLC region or chapter.

CLC Member # / CCNJ INDIVIDUAL - \$25 ☐ / JOINT - \$35 ☐ (check one)

Once a member of the CLC you will receive a membership number to place on our application.

NAME: _____	JOINT NAME: _____
ADDRESS: _____	ADDRESS: _____
CITY/ZIP: _____	CITY/ZIP: _____
HOME # _____	HOME # _____
BUSINESS/CELL# _____	BUSINESS/CELL# _____
Email: _____	Email: _____

Cadillac & or LaSalle cars I own: Cadillac or LaSalle ownership **NOT** a requirement for membership.

1957	Bahama blue	6267X	Ser 62	Convertible coupe	#2
1970	Sauterne	68349	De Ville	Hard top sedan	#3

YEAR	COLOR	MODEL	SERIES	BODY STYLE	COND	1	2	3	4	5	6
------	-------	-------	--------	------------	------	---	---	---	---	---	---

_____	_____	_____	_____	_____	_____	_____	_____	_____	_____	_____	_____
_____	_____	_____	_____	_____	_____	_____	_____	_____	_____	_____	_____
_____	_____	_____	_____	_____	_____	_____	_____	_____	_____	_____	_____
_____	_____	_____	_____	_____	_____	_____	_____	_____	_____	_____	_____

(Model # & body style as noted on firewall ID plate)

- | | |
|------------------|--|
| # 1 - EXCELLENT | - Rare, trailered to shows, not driven, 95+ points |
| # 2 - FINE | - Excellent original or well restored – multi trophy winner |
| # 3 - VERY GOOD | - completely operational “20 footer” – has some wear on driver’s seat, chrome, most cars at shows. |
| # 4 - GOOD | - A driver needing only minor work – at 20 feet obviously needs restoration to be Very Good/fine |
| # 5 - RESTORABLE | - Needs complete restoration. Complete but may not be running |
| # 6 - PARTS CAR | - Might be running, but wrecked, rusted beyond hope or stripped |

1. How did you hear about this club? If through a member, please name him/her.

2. What would you like to experience through membership? _____

3. Are you currently a member of any other car clubs? Please list them: _____

4. Our region tries to schedule a variety of activities in various venues and hopes you can volunteer your time and talent. Please indicate activities for which you could lend a hand.

- | | |
|--|--|
| <input type="checkbox"/> Winter Brunch | - preparations, door prizes |
| <input type="checkbox"/> Spring Car show | - (planning, parking, goody bag, solicitations, |
| <input type="checkbox"/> Fall Car Show | - registration table, clean up etc) |
| <input type="checkbox"/> Parades | - planning, recruiting, registrations, confirmations |
| <input type="checkbox"/> Activities | - indoor meeting speakers, cruises |
| <input type="checkbox"/> Caddy Chatter | - write a tech column, history column, member spotlight etc |
| <input type="checkbox"/> Governance | - interested in becoming an officer or serving on a committee |
| <input type="checkbox"/> Publicity | - Car shows, club events, general |
| <input type="checkbox"/> Webmeister | - Maintain club website, develop roster, mailing lists etc |
| <input type="checkbox"/> Merchandise | - Maintain inventory, recommend, purchase & sell items of interest |

5. Are there car related sites of interest in your area which would be worthwhile venues for a cruise or club meeting? _____

6. Are there any parades you know of that you think might be appropriate, i.e. your towns 4th of July or centennial etc _____

7. I may participate in parades. YES ☐ NO ☐ Please make sure you've listed your e-mail address to allow us to notify you of parade details.

8. Speak out; please comment on the club! Do you have any suggestions?



6 Months *FREE* membership or discounted renewal!

Membership Promotion

Renew for

1 Year

Renew your CLC membership for one year and receive a **10% discount** coupon from GM Club Apparel. You will also receive a Cadillac-branded gift. Even if your CLC membership renews next year, go ahead and extend it through 2023!

Offer good Aug. 1–Dec. 30, 2021.

Renew for

3 Years

Renew your CLC membership for three years and receive a **25% discount** coupon from GM Club Apparel. You will also receive a Cadillac-branded gift. Even if your membership renews in 2022–2024, go ahead and extend it through 2025–2027! *Offer good Aug. 1–Dec. 31, 2021.*

FREE

6-Month Introductory Membership

Try us out!

Introductory Member (*not a former member or renewal*) benefits include *The Self-Starter* Online and member website access. You will also receive a **10% discount** coupon from GM Club Apparel. This introductory membership does not include free member classified ads in *The Self-Starter*. You may convert to CLC membership at published dues rates after the six-month period. Cadillac and/or LaSalle ownership not required. *Offer good Aug. 1–Dec. 31, 2021.*

Join for free or discounted renewal!

- Online at cadillaclasalleclub.org
- Call the CLC Office at (614) 478-4622
- Mail in the form in the back of the current *International Membership Directory* to CLC Office, PO Box 30972, Gahanna, OH 43230-0972

JOEY LIGGIO
Auto Repair
Since 1960

Cell: 845-641-0621
845-359-7408
JLiggio60@yahoo.com

331 Route 340
Sparkill, NY 10976

Membership
83
New/Renewed
Members as of
October 31,
2021

Gregory J. Della Pia
CERTIFIED PUBLIC ACCOUNTANT

150 RIVER ROAD, SUITE G-2B
MONTVILLE, NEW JERSEY 07045
(973) 402-2636 FAX (973) 331-1591
greg@dellapiacpa.com

RENEWAL DEADLINE
20th Day of Each Month
LIMIT: 4 Consecutive Ads



Call Bill Marcy
at 201-342-4871
or bmarcy@optonline.net




58 Series 62 conv, in excellent condition, 365 tri-power engine. This car belonged to the late Ken Merring. Located in New City, NY. Asking \$95,000. Contact Eric Merring erickmerring@hotmail.com 520-252-3588 (2109RR)



84 CDV, white on white with blue velour. Was his dad's car with 115k miles, last ran two years ago, stored in garage. Asking \$2950 or best offer. Stan Bielen 908-400-5430 sjbielen@gmail.com (2110R)



90 BRM, D'Elegance, 80K mi, black ext, maroon leather int, runs well, does need some minor cosmetic repair. Must sell. Located in Wall Twp. Asking \$6,500. Steve Pompei spompei89@msn.com 908-489-5364 (2011)




95 BRM, 130K mi, black, black leath in decent shape, body good, runs well, black vin top in good cond. \$5,000 OBO. Rocco 201-937-8472 (2108RRR)



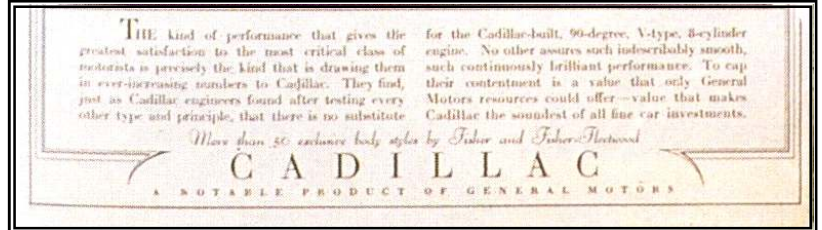
Brake shoes for a 1939 Cadillac Series 75. Please contact: Biagio Seminara 718-845-8353 (2110R) cadillac75series@gmail.com



DISCLAIMER NOTICE: The acceptance and printing of ads offered through this newsletter does not imply Club endorsement for any advertiser, product or service; the CCNJ can not give endorsements. It is impossible for the Club to check "For Sale" items, therefore we ask all members to please observe the "Golden Rule."



CADILLAC SNAPSHOT IN TIME **1928**



Cadillac Club of North Jersey, Inc.
174 Brown Ave.
Prospect Park, NJ 07508-1918



Driving the past into the future!



Sunday, November 7, 2021

CCNJ 30th Anniversary Fall Car Show — 10AM-3PM
State Line Lookout at the Palisades Interstate Parkway, Alpine, NJ

Thursday, November 11, 2021

CCNJ November Club Meeting — River View East
455 River Drive, Elmwood Park, NJ 07407
Nomination meeting and vote for next year's board of directors
6:30 PM food social, 7:30 PM meeting
Google Meeting Link: <https://meet.google.com/rmf-ddhh-kah>