



# *THE FIN*

## **5960 Cadillac Chapter**

June 2022 Newsletter  
Volume 7 Issue 1



**Roger Zimmermann of Studen, Switzerland  
with his 1959 Fleetwood 6029M**

## PRESIDENTIAL MESSAGE


Hello 5960 Aficionados

You probably have lamented the global increase of fuel. Do NOT fret because the masses that do NOT own your car yearn to trade shoes with you.

We will survive this hiccup to roam the Earth in our behemoth with a child and/or teenager at your side SAFELY WITH SEAT BELTS . . . be patient for that day when you can share your pride and joy.

Be safe

Chuck



Please submit any comments and/or articles about your 5960 Cadillacs to [fifty9sixtycadillacs@gmail.com](mailto:fifty9sixtycadillacs@gmail.com)

**WE ARE AN ANTI-DISCRIMINATION INCLUSIVE CHAPTER**



---

## MISSION STATEMENT

The Mission of the 5960 Cadillac Chapter is to impel admirers and dispense knowledge globally to owners and enthusiasts for any model vehicle. This includes the areas of authenticity, history, maintenance, modification, parts, preservation, provenance, purchase, restoration, and sales. We declare that we are an anti-discrimination inclusive chapter. This means that we must be ambassadors to attract Women, LGBTQ, Non-Americans, Gen Xers, Millennials, and children. Also, we will stimulate camaraderie among Cadillac & LaSalle Club membership. Our continual objective is to perpetuate an avenue of interest and enthusiasm for tomorrow's Cadillac aficionado.

### UPDATES

## CHAPTER STATUS

5960 Cadillac Chapter became an official CLC chapter on March 4, 2017.

## CHAPTER MEMBERSHIP

Membership: 150 Members

CLC Membership is mandatory for chapter members

## CHAPTER WEBSITE

<http://59-60cadillacs.com/>

## CHAPTER MESSAGE BOARD

<http://1959and1960cadillacs.prophpbbs.com/index.php?sid=b6090bc0ff3980261e6698eac82dfb01>

**To obtain a build sheet for your vehicle, contact:**

Allied Vaughn [vehicleinvoice@gmmediaarchive.com](mailto:vehicleinvoice@gmmediaarchive.com)

### *Featured in this issue:*

- |  |                                  |
|--|----------------------------------|
| ◆ Director's Message                     | ◆ My 1960 Sedan Deville Cadillac |
| ◆ Updates/Mission Statement              | ◆ Technical Tap                  |
| ◆ CLC Membership Application Form        | ◆ Custom or Modified             |
| ◆ Right Place, Right Time, Right Product | ◆ Vendor List                    |
| ◆ My Cadillac Coupe Deville 1959         | ◆ Self Starter                   |
| ◆ 1960 Series 62 Cadillac Convertible    | ◆ 5960 Trivia                    |



## CADILLAC & LASALLE CLUB, INC.

P.O. Box 360835 • COLUMBUS, OH

43236-0835 USA

CADILLACLASALLECLUB.ORG

### MEMBERSHIP APPLICATION/RENEWAL

#### The **BENEFITS** of **MEMBERSHIP**

- Award-winning magazine
- Access to Local Regions
- International Class Judging
- Local/National Driving Tours
- Social Fellowship
- Technical Support

Name \_\_\_\_\_ CLC Member No. (if renewing) \_\_\_\_\_

Address \_\_\_\_\_ Apt./Suite No. \_\_\_\_\_

City \_\_\_\_\_ State \_\_\_\_\_ Zip/Postal Code \_\_\_\_\_ Country \_\_\_\_\_

Home Phone \_\_\_\_\_ Mobile Phone \_\_\_\_\_ Work Phone \_\_\_\_\_

E-mail address \_\_\_\_\_

If renewing, what year did you join the CLC? \_\_\_\_\_ Has your membership been continuous since that time? Yes No

How did you hear about the CLC? \_\_\_\_\_

Spouse/significant other and children under 18 \_\_\_\_\_

**NOTE:**  
**PRINTED DIRECTORY** ☐  
Please check box only if you wish  
to have a printed Membership  
Directory mailed to you each year.

Cadillacs [C] and/or LaSalle [L] I own: (Cadillac or LaSalle ownership not a requirement for membership)

C or L Model Year Body Style No. Body Style

Model and body style as noted on the ID plate on the firewall. [Example: 38-6019, 41-7533F]. It is important to have as complete information as possible for our Directory. Any additional Cadillacs and LaSalle may be listed on a separate sheet of paper.

#### DUES, RATES AND CLASSIFICATIONS REVISED AS OF OCT. 1, 2018\*

All rates listed in U.S. dollars. Please circle or indicate which membership you are paying for and for how many years. \*Special rates available for ages 18-25. You may qualify for our free Legacy Program—contact the CLC Office before completing this form. Proof of age may be requested. All membership levels will receive access to the online *International Membership Directory*; the print edition will be mailed only if the member opts in by checking the gray box above on this form. THE SELF-STARTER is published 11 times per year. For a free look at our club magazine, go to [cadillaclasalleclub.org/sample](http://cadillaclasalleclub.org/sample). All membership levels receive electronic access to THE SELF-STARTER at no additional cost.

Annual Membership Dues	THE SELF-STARTER/Directory Delivery Options	1 yr.	2 yrs.	3 yrs.
<b>USA AND WORLDWIDE</b>	THE SELF-STARTER and Directory <b>Online Only, no printed magazine &amp; Directory</b>	\$35	\$ 65	\$ 90
<b>UNITED STATES</b>	First-Class Mail/Printed Directory optional	55	109	163
	Periodical Mail/Printed Directory optional	40	79	118
<b>CANADA &amp; MEXICO</b>	International Mail/Printed Directory optional	60	119	178
<b>ALL OTHER COUNTRIES</b>	Air Mail/Printed Directory optional	70	139	208
<b>LIFETIME MEMBERSHIP</b>	\$750 U.S., \$1,000 all other countries, Online included. Life memberships are available to anyone after 10 consecutive years as a dues-paying National CLC member. Call the CLC Office for more details.			

For more information, contact  
**Mike and Nancy Book**  
CLC Office Managers  
(614) 478-4622 [phone]  
[cadLasalleclub@aol.com](mailto:cadLasalleclub@aol.com) [e-mail]  
Referring member (if applicable) \_\_\_\_\_

Not required for membership

**Save a stamp! Join online at**  
**[cadillaclasalleclub.org](http://cadillaclasalleclub.org)**

Revised June 8, 2018

Enclosed is payment for:

Dues \$ \_\_\_\_\_

Tax-deductible donation to the CLC Museum & Research Center

☐ \$1,000 Museum Benefactor (Includes free lifetime admission for member & immediate family to the CLC Museum & Gilmore Car Museum)

☐ \$500 ☐ \$250 ☐ \$100 ☐ \$50 ☐ Other \_\_\_\_\_

Total \$ \_\_\_\_\_

\_\_\_\_\_ Payment by check or money order (must be in U.S. funds)

\_\_\_\_\_ Please charge my Visa or MasterCard


Account No. \_\_\_\_\_

Expiration Date \_\_\_\_\_ 3-digit security code on back of card \_\_\_\_\_

Signature \_\_\_\_\_



## The right place, right time, right product! *By Roger Zimmermann*



In the early eighties I met two brothers in the city of Bienne, the watch industry town, with factories for Rolex, Omega and so forth. The two brothers were driving old US iron: a 1958 Cadillac Serie 62 for Joël and a 1958 Chevrolet Bel-Air sedan for Jean-Luc. Those kinds of cars were a dream for me since I was a boy, but I had not the courage to get into the hobby.

Mostly because the influence from the two brothers, I bought a 1956 Cadillac Sedan de Ville in March 1982, but this is another story.


If I recall correctly, Joël saw a 1959 Cadillac near Bienne; this car had a defective engine, and the rear fins were gone. As the quest for spare parts was great at that time, Joël intended to buy the car but had not the money. Enter another person in the picture: Frederic Hirt. He had the money, and he had the space to store the car, plus he had a 1959 4-windows Sedan de Ville.

According to a note, the pictures were done in October 1994; therefore, Frederic was already the first president of the Swiss Cadillac Club, which was founded at about the same time.





That '59 60S was indeed not in a bad shape; an engine can be repaired or another one installed, but a '59 Cadillac without the fins has just no appeal. Joël and Frederic decided to part out the vehicle. Joël needed a transmission for his '58 and Frederic took the harmonic balancer for his car. They began to remove parts and one day I was "invited" to help.







The 60S was quickly deconstructed and every part which was assembled with a screw was removed. At the end, only the body shell remained. As we had no use for it, it was finally crushed which was a pity because the floor was in an excellent shape and could have been used to restore a convertible, for example. However, as the place was tight, exit the body.

When we were finished, Frederic gave me a key for the barn where the parts were stored telling me that in case, I could sell something it was more efficient to have the key and not let Joël or him to come. I thought: "me, selling parts? He is dreaming!"

In fact, I sold about everything. There are good reasons for that: first, some people new that used parts for a '59 were available and, second, when people needed parts for a GM car, they called GM in Bienne. The phone operator knew me and instead to redirect the calls to the spare parts department, she directed the calls to me! Of course, she did that only for older vehicles.

In a rather short time, the rear axle, the frame, most of the bright work were sold. I remember that the inside trim was sold, but don't remember if I was





“responsible” for that sale. As my job at GM required to travel almost everywhere in Switzerland, I could also deliver small parts or moldings!

The money I got with the parts was spited in 3 parts so Frederic and Joël got their share. A word about those two people: Joël has now a small garage near Bienne. Frederic resigned as president from the club and moved. Nobody knows what happened to him and why he left rather suddenly. As I was vice-president for the club, I inherited the president function I kept for some years.

I still have some parts from that car like the A/C condenser; a molding or two and small parts nobody will ever need (maybe). Would such an adventure be so profitable right now? I don't think so as people are searching what they need over Internet. We were at the right place at the right time with the right product!

*Roger Zimmermann of Bienne, Switzerland*



## My Cadillac Coupe Deville 1959 *By Allan Christiansen*



**H**ello, my name is Allan Christiansen. My wife and I live in Trelleborg , Skåne Sweden, the most southern tip of Sweden. We have Daughter that is 25 years old.

I have always had the passion for American cars. Ever since I saw the Movie American Graffiti in 1973.







I started my career as a Decorator and Painter. Later I began restoring cars and learned how to do everything myself. From sheet metal to welding and painting.

I met my wife in 1992 when she wanted to have winter storage for her Pontiac Bonneville Convertible 1966. We have stayed together ever since.





---

This is the Cadillac Coupe Deville 1959 my wife and I restored. It came to Sweden in 2009 from San Francisco. We bought it from the original owner and have been the only owner in Sweden. It is a beautiful Code 32 Inverness Green with Power windows, Air con, Power brakes, Cruise control, Central locking, Power trunk, Power vent windows, Eyetronic eye and 6-way Power seats.

I was diagnosed with HMS in 1996 and had to stop working. But I still enjoy my 1959 Coupe Deville!

*Allan Christiansen of Trelleborg, Sweden*







I made a new friend



Real or someone on  
Facebook with a car



Someone on Facebook with a car



## 1960 Series 62 Cadillac Convertible *By Rick Vito*



I come from a family of Cadillac lovers. In the fifties, my father worked as a skilled mechanic for Speck Cadillac-Oldsmobile in upper Darby, PA. His dream of one day owning one himself finally came in Spring of 1961. His first Caddy was a York blue metallic convertible with a white top and white leather interior. I'd never seen anything so beautiful in my life!

From that point on both mom and dad drove Cadillacs, trading them in on new ones every 2-3 years. They passed that love onto me which continues to this day.

My first was a beautiful black 1960 series 62 convertible which I later repainted to its original heather.

Next came a '60 coupe, a '58 coupe, a '59 Coupe Deville, a 2<sup>nd</sup> '60 convertible in red, and a white '76 convertible. When the responsibilities of married life came along all eventually went their way. But fortunately, I'm now in the position of securing a vintage model again.




---

Though my daily driver is a newer CTS, my interest now would be finding a CLEAN hardtop '59-62 model. My best to all Cadillac lovers everywhere!

*Rick Vito of Franklin, Tennessee*







# **"I know the way home with my eyes closed."**

Then you know the way too well.  
Because driving an old familiar route can make you  
drowsy, even when you're rested.

When that happens, pull over, take a break  
and take two NoDoz® Action Aids.\* They'll help you  
drive home with your eyes open.

NoDoz Action Aids. No car should be without them.





## My 1960 Cadillac Sedan Deville *By Kent Westin*



**M**y name is Kent Westin and I live in Kiruna, a mining town in northern Sweden. I am 52 years old and have 3 children. My hobby is Classic American Cars. I just love them, a hobby I share with many, many other enthusiasts in Kiruna and Sweden. In the summertime we drive to different car meets around Sweden. My children join me sometimes and they just love to cruise in our oldies.







At the moment I have 2 cars. One is a 1958 Buick Super Riviera, totally restored over a period of 8 years and it is in mint condition. And then I have this unrestored 1960 Cadillac six window Sedan Deville with 12,000 miles on the odometer,

The Cadillac was purchased new by Carl Ney, of Ney's Clothing Store in Harrisonburg VA, at Valley Cadillac Olds Inc. in Roanoke VA. The vehicle's price was \$6296.55. This included \$800.00 in options, among others the Special color Lucerne Blue Metallic, an Eldorado color.

After Mr. Ney's death around 1970. The vehicle spent 32 years in storage. Before it was exported to Sweden, it was owned by Dennis and Stephanie Ragan of Virginia. I have owned the car for 2 years and it runs and drives like new, an amazing Classic Caddy!

*Kent Westin of Kiruna, Sweden*





# True Cost of a Classic Car Restoration

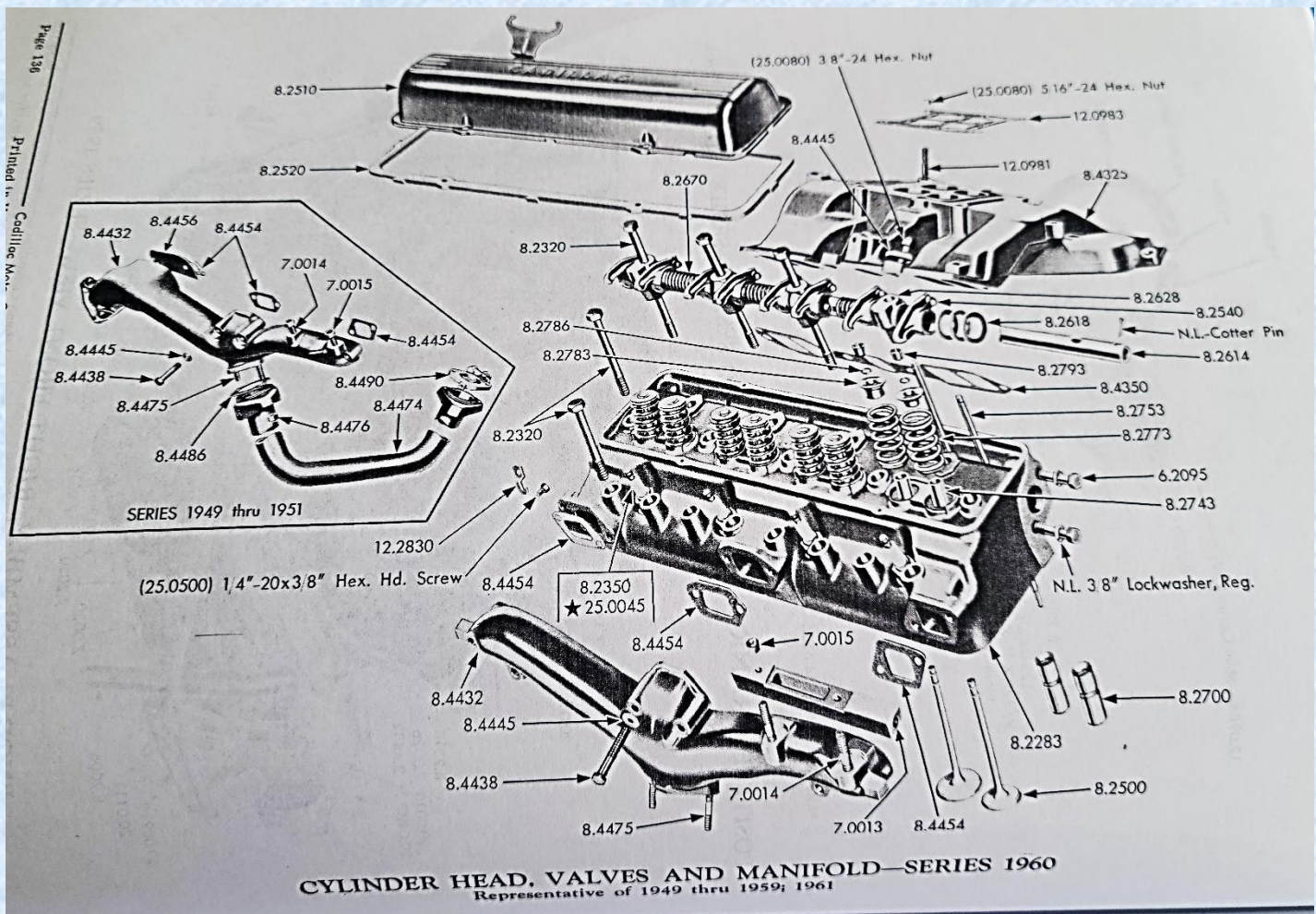
## Balance Sheet

Hours on the toilet searching the Internet	\$0.00
Purchase of a ton of rust on four wheels	\$5,000.00
Flowers for wife to break the news	\$50.00
Dinner at restaurant after argument with wife	\$120.00
Restoration cost - engine and transmission rebuild	\$8,000.00
Restoration cost - chassis rebuild	\$5,000.00
Parts and endless trips to Swap Meets	\$1,600.00
New Lounge suite to balance ledger and keep wife happy	\$3,500.00
Restoration cost - bodywork and paint	\$7,000.00
Flowers for wife to save buying new kitchen suite	\$50.00
Dinner at restaurant after argument with wife	\$120.00
Family trip to Tropical Island to offset 1000 hours spent in the workshop	\$4,000.00
Restoration cost - new upholstery and soft top	\$6,300.00
New out fit for wife to save another argument	\$450.00
Dinner at restaurant after argument with wife	\$120.00
Inspection, Registration and other on-road costs	\$1,200.00
Dinner at restaurant to celebrate completion	\$120.00
Hairdressing cost after wife's first ride in a open top tourer	\$60.00
BBQ to have neighbours over to see the finished project	\$90.00
Paint touch up after neighbour's son drew on the car	\$150.00
Settled out of court cost for clobbering neighbour's son	\$600.00
New outfit for wife to go out rallying	\$450.00
New shoes to go with the new outfit for wife to go out rallying	\$150.00
New hand bag to go with new shoes and outfit for wife to go out rallying	\$100.00
Dinner at restaurant after asking wife to economise	\$120.00
New clutch after teaching wife to drive a classic car	\$400.00
Dinner at restaurant after shouting at wife while teaching wife to drive a classic car	\$120.00
Repairs to front guard after wife's second lesson	\$600.00
Candlelight dinner at home (can no longer afford restaurant) after shouting at wife to watch where she is going	\$20.00
Advert on line for Classic Car For Sale	\$20.00
<b>Total</b>	<b>\$45,390.00</b>
Proceeds from sale of Classic Car	\$29,500
<b>Balance added to mortgage</b>	<b>\$15,890</b>

Thanks Alan Roper.....



## TECHNICAL TAP







# WORKING HARD EVERY DAY TO BE WORTHY OF THE NAME

Your classic car is more than an investment, it's an important part of your life. At Reliable Carriers, we understand. Our kid-glove care, enclosed transport trucks, pinpoint GPS tracking and \$5 million of insurance on each load help earn your trust over every mile. Reliable Carriers. **Vehicles taken seriously.**



VEHICLES TAKEN SERIOUSLY.™

CONTACT DAMON SEWELL 800.521.6393x6229

RELIABLECARRIERS.COM



## CUSTOM OR MODIFIED

For all you experts . . . is this a custom or modified vehicle?





---

Custom or modified?



**Me: Buys \$3000 worth of car parts**

**Also Me: \$25 . . . . that's too expensive**





---

# Cadillac Vendor List

*Courtesy of Calvin Jones*

Company	Phone Number	Contact Person
Restoration Contractor Calvin Jones	Calvinjones53@hotmail.com	Calvin
Rubber the Right Way, Weather stripping and rubber parts	858-278-0675	Clayton
Supreme Plating, chrome and stainless	310 671-3640	Louis
Velios Machine Shop	310-643-8540	Harry
Hiro's Transmission	310-329-7504	Calvin
Gardena Battery, electrical	310-532-0048	Jr.
A1 Electric - Speedometers	310-217-0491	
Instrument Services, Gauges, Clocks	800-558-2674	
YNZ, Wiring Harness	909-798-1498	
McVeys,	913-722-0707	
Universal Custom Auto Body	310-783-0522	Conrad Brown
Convertible Services	626-285-2255	
California Carburetor	310-679-1616	Tim
V & J Powder coating	310-515-9442	Victor
Chuy's Interior and Upholstery	310-713-7069	Esella
Miller Wheel Alignment	562-422-9037	Dean
Paul's Muffler	310-523-3173	Martin
Rick's Radiator	626-967-7518	Rick
WiperWorks	931-598-9573	
Ball Joints A and G Auto Parts	310-323-2110	
Auto City Classics, Inc. (Glass)	800-828-2212	
Eldorado Hubcaps	Fifty9sixtycadillacs@gmail.com	Chuck
Body Clips	Gotautobodyclips.com	



## SELF-STARTER BACK ISSUES

<b>Car Articles by Year</b>	<b>Issue</b>	<b>Page</b>
1959 Cadillac	9/2009	16
1959 Cadillac convertible	2/2009	18
1959 Cadillac Design	9/2009	7
1959 Cadillac Reminiscence	9/2009	5
1959 Cadillacs	6/2003	10
1959 Coupe de Ville	5/2016	12
1959 Coupe de Ville and Freedom Tour	2/2012	23
1959 Coupe de Ville	10/2015	23
1959 Eldorado Biarritz pictures	2/2012	17
1959 Eldorado	11/2003	11
1959 Sedan	6/2013	24
1959 Series 62 Coupe	3/2013	16
1959 Cadillac / Rolls-Royce comparison	2/2015	6
1960 Cadillac Line	8/2010	13
1960 custom convertible Marshal Tito car	11/2008	14
1960 Eldorado Brougham	8/2010	7
1960 Eldorado Seville	11/2009	7
1960 Eldorado Seville – Jim Reeves	4/2016	22
1960 Fleetwood 60 Special	6/2013	16
1960 Model 6229	11/2004	12
1960 Series 62 Coupe	1/2010	14
1960 Series 62 Coupe adventure	11/2007	27
1960 Series 62 six window	2/2003	20

**23 Cadillac & LaSalle Club Self Starter back issues with  
1959/60 Cadillac Model articles.**

**Contact Lars Kneller at [catbird@aol.com](mailto:catbird@aol.com).**





# **MADD**

Activism | Victim Services | Education

**PLEASE DON'T DRINK AND DRIVE**



If you or a loved one has been affected by drunk driving, drugged driving or underage drinking, MADD is here to help

**24-Hour Victim Help Line 877.MADD.HELP**



# Never drive without your Fire Extinguisher in the car.



**J-M FIRE EXTINGUISHER**  
*The last word in "Safety First"*

Read these Five Features which insure positive protection

- 1st** You do not have to pump and aim this extinguisher at the same time. Two specially easy pumping pistons are pressure sufficient to release its entire contents, if necessary. Both hands are thus left free to accurately direct the stream. This feature also allows for the use of the J-M Extinguisher in cramped quarters where there is no room to operate the ordinary extinguisher.
- 2nd** You can hit a silver dollar squarely at 30 feet with a J-M Fire Extinguisher. Its stream is powerful, steady, continuous. It does not pulsate as does the stream of the ordinary extinguisher, and though deadly to all incipient fires, particularly gasoline, oil and alcohol, which cannot be fought with other chemicals or water, the J-M liquid is perfectly harmless to skin, fabric and metal—the safest as well as the most efficient fire-extinguishing liquid known.
- 3rd** The J-M Fire Extinguisher is sealed at both ends. It cannot be tampered with without breaking the seal. This exclusive device prevents the use of this extinguisher without your knowledge. It indicates that the instrument is charged and ready for instant use in case of emergency.
- 4th** When a J-M Fire Extinguisher is recharged by a J-M Service Station or through any authorized dealer, it is carefully inspected and resealed. The vacuum seals, therefore, are virtually a new guarantee that the extinguisher is in perfect condition. The user, however, may recharge the J-M Fire Extinguisher himself should he so desire.
- 5th** The J-M Fire Extinguisher is inspected, tested and approved by and bears the seal of the Underwriters Laboratories, Inc. Every automobile owner who equips his car with it saves 15% on his automobile fire insurance premium, and every year enjoys more and better fire protection.

**\$8.**  
Brass or Nickel Finish  
Black Bracket Included

On sale at Hardware Stores, Gasoline, Auto Supply Dealers or John-Manville Branches in all large cities. Write for booklet.

**JOHN-MANVILLE SERVICE**  
COVERS THE CONTINENT



## Always Be Prepared!



## Famous 5960s



**Trivia Question:**  
**Who is this**  
**World Famous**  
**Musician?**

**What model is**  
**this Cadillac?**

***ANSWER to Last Issue's***  
***Trivia Questions:***  
**Lucille Ball, pictured here**  
**in her Iconic Role as Lucy**  
**Ricardo on the I Love Lucy**  
**Show.**

**Car: 1960 Cadillac**  
**Fleetwood 6029M**

